

**UNITED STATES  
SECURITIES AND EXCHANGE COMMISSION  
Washington, D.C. 20549**

**FORM 10-K**

(Mark One)

ANNUAL REPORT PURSUANT TO SECTION 13 OR 15(d) OF THE SECURITIES EXCHANGE ACT OF 1934

For the fiscal year ended December 31, 2022  
or

TRANSITION REPORT PURSUANT TO SECTION 13 OR 15(d) OF THE SECURITIES EXCHANGE ACT OF 1934

For the transition period from \_\_\_\_\_ to \_\_\_\_\_  
Commission File Number: 001-39486

**QUANTUM-SI INCORPORATED**

(Exact name of registrant as specified in its charter)

**Delaware**

(State or other jurisdiction of incorporation or organization)

**85-1388175**

(I.R.S. Employer Identification No.)

**530 Old Whitfield Street  
Guilford, Connecticut**  
(Address of principal executive offices)

**06437**  
(Zip Code)

Registrant's telephone number, including area code: **(866) 688-7374**

Securities registered pursuant to Section 12(b) of the Act:

| Title of each class   | Trading Symbols(s) | Name of each exchange on which registered |
|---|--------------------|---|
| Class A common stock, \$0.0001 per share  | QSI                | The Nasdaq Stock Market LLC               |
| Redeemable warrants, each whole warrant exercisable for one share of Class A common stock, each at an exercise price of \$11.50 per share | QSIW               | The Nasdaq Stock Market LLC               |

Indicate by check mark if the registrant is a well-known seasoned issuer, as defined in Rule 405 of the Securities Act. Yes  No

Indicate by check mark if the registrant is not required to file reports pursuant to Section 13 or Section 15(d) of the Exchange Act. Yes  No

Indicate by check mark whether the registrant (1) has filed all reports required to be filed by Section 13 or 15(d) of the Securities Exchange Act of 1934 during the preceding 12 months (or for such shorter period that the registrant was required to file such reports), and (2) has been subject to such filing requirements for the past 90 days. Yes  No

Indicate by check mark whether the registrant has submitted electronically every Interactive Data File required to be submitted pursuant to Rule 405 of Regulation S-T (§232.405 of this chapter) during the preceding 12 months (or for such shorter period that the registrant was required to submit such files). Yes  No

Indicate by check mark whether the registrant is a large accelerated filer, an accelerated filer, a non-accelerated filer, a smaller reporting company, or an emerging growth company. See the definitions of "large accelerated filer," "accelerated filer," "smaller reporting company," and "emerging growth company" in Rule 12b-2 of the Exchange Act.

|                         |                                     |                           |                                     |
|-------------------------|-------------------------------------|---------------------------|-------------------------------------|
| Large accelerated filer | <input type="checkbox"/>            | Accelerated filer         | <input type="checkbox"/>            |
| Non-accelerated filer   | <input checked="" type="checkbox"/> | Smaller reporting company | <input checked="" type="checkbox"/> |
|                         |                                     | Emerging growth company   | <input type="checkbox"/>            |

If an emerging growth company, indicate by check mark if the registrant has elected not to use the extended transition period for complying with any new or revised financial accounting standards provided pursuant to Section 13(a) of the Exchange Act.

Indicate by check mark whether the registrant has filed a report on and attestation to its management's assessment of the effectiveness of its internal control over financial reporting under Section 404(b) of the Sarbanes-Oxley Act (15 U.S.C. 7262(b)) by the registered public accounting firm that prepared or issued its audit report.

If securities are registered pursuant to Section 12(b) of the Act, indicate by check mark whether the financial statements of the registrant included in the filing reflect the correction of an error to previously issued financial statements.

Indicate by check mark whether any of those error corrections are restatements that required a recovery analysis of incentive-based compensation received by any of the registrant's executive officers during the relevant recovery period pursuant to §240.10D-1(b).

Indicate by check mark whether the registrant is a shell company (as defined in Rule 12b-2 of the Exchange Act). Yes  No

The aggregate market value of the registrant's voting and non-voting equity held by non-affiliates of the registrant (without admitting that any person whose securities are not included in such calculation is an affiliate) computed by reference to the price at which the Class A common stock was last sold as of June 30, 2022, the last business day of the registrant's most recently completed second fiscal quarter, was approximately \$232.1 million. As of March 10, 2023, the registrant had 120,006,757 shares of Class A common stock outstanding and 19,937,500 shares of Class B common stock outstanding.

**DOCUMENTS INCORPORATED BY REFERENCE**

The following documents (or parts thereof) are incorporated by reference into the following parts of this Form 10-K: Certain information required in Part III of this Annual Report on Form 10-K is incorporated by reference from the Registrant's Proxy Statement for the 2023 Annual Meeting of Stockholders to be filed with the Securities and Exchange Commission.



**QUANTUM-SI INCORPORATED**  
**FORM 10-K**  
For the fiscal year ended December 31, 2022

**TABLE OF CONTENTS**

|  | <u>Page</u> |
|--|-------------|
| Cautionary Note Regarding Forward-Looking Statements .....   | 1           |
| <b>Part I</b> .....  | 4           |
| Item 1. Business .....   | 4           |
| Item 1A. Risk Factors .....  | 29          |
| Item 1B. Unresolved Staff Comments .....   | 65          |
| Item 2. Properties .....   | 65          |
| Item 3. Legal Proceedings .....  | 65          |
| Item 4. Mine Safety Disclosures .....  | 65          |
| <b>Part II</b> .....   | 66          |
| Item 5. Market for Registrant’s Common Equity, Related Stockholder Matters and Issuer Purchases of Equity Securities ..... | 66          |
| Item 6. [Reserved] .....   | 66          |
| Item 7. Management’s Discussion and Analysis of Financial Condition and Results of Operations .....                        | 67          |
| Item 7A. Quantitative and Qualitative Disclosures About Mark Risk .....  | 79          |
| Item 8. Financial Statements and Supplementary Data .....  | 79          |
| Item 9. Changes in and Disagreements with Accountants on Accounting and Financial Disclosure .....                         | 79          |
| Item 9A. Controls and Procedures .....   | 79          |
| Item 9B. Other Information .....   | 80          |
| Item 9C. Disclosure Regarding Foreign Jurisdictions that Prevent Inspections .....   | 80          |
| <b>Part III</b> .....  | 81          |
| Item 10. Directors, Executive Officers and Corporate Governance .....  | 81          |
| Item 11. Executive Compensation .....  | 81          |
| Item 12. Security Ownership of Certain Beneficial Owners and Management and Related Stockholder Matters .....              | 81          |
| Item 13. Certain Relationships and Related Transactions, and Director Independence .....                                   | 81          |
| Item 14. Principal Accountant Fees and Services .....  | 81          |
| <b>Part IV</b> .....   | 82          |
| Item 15. Exhibits and Financial Statement Schedules .....  | 82          |
| Item 16. Form 10-K Summary .....   | 85          |
| Signatures .....   | 86          |

[This page intentionally left blank]

## CAUTIONARY NOTE REGARDING FORWARD-LOOKING STATEMENTS

This Annual Report on Form 10-K includes forward-looking statements within the meaning of Section 27A of the Securities Act of 1933, as amended (the “Securities Act”), and Section 21E of the Securities Exchange Act of 1934, as amended (the “Exchange Act”), that relate to future events, our future operations or financial performance, or our plans, strategies and prospects. These statements are based on the beliefs and assumptions of our management team. Although we believe that our plans, intentions and expectations reflected in or suggested by these forward-looking statements are reasonable, we cannot assure that we will achieve or realize these plans, intentions or expectations. Forward-looking statements are inherently subject to risks, uncertainties and assumptions. Generally, statements that are not historical facts, including statements concerning possible or assumed future actions, business strategies, events or performance, are forward-looking statements. These statements may be preceded by, followed by or include the words “believes,” “estimates,” “expects,” “projects,” “forecasts,” “may,” “will,” “should,” “seeks,” “plans,” “scheduled,” “anticipates” or “intends” or the negative of these terms, or other comparable terminology intended to identify statements about the future, although not all forward-looking statements contain these identifying words. The forward-looking statements are based on projections prepared by, and are the responsibility of, the Company’s management. Forward-looking statements contained in this Annual Report on Form 10-K include, but are not limited to, statements about:

- the ability to recognize the benefits of the Business Combination (as defined below), which may be affected by, among other things, competition and our ability to grow and manage growth profitably and retain our key employees;
- the ability to maintain the listing of our Class A common stock on The Nasdaq Stock Market LLC (“Nasdaq”);
- changes in applicable laws or regulations;
- our ability to raise financing in the future;
- the success, cost and timing of our product development activities;
- the commercialization and adoption of our existing products and the success of any product we may offer in the future;
- the potential attributes and benefits of our commercialized Platinum<sup>TM</sup> protein sequencing instrument and our other products once commercialized;
- our ability to obtain and maintain regulatory approval for our products, and any related restrictions and limitations of any approved product;
- our ongoing leadership transition;
- our ability to identify, in-license or acquire additional technology;
- our ability to maintain our existing license agreements and manufacturing arrangements;
- our ability to compete with other companies currently marketing or engaged in the development of products and services that serve customers engaged in proteomic analysis, many of which have greater financial and marketing resources than us;
- the size and growth potential of the markets for our products, and the ability of each product to serve those markets once commercialized, either alone or in partnership with others;
- our estimates regarding expenses, future revenue, capital requirements and needs for additional financing;
- our financial performance; and
- the impact of the COVID-19 pandemic on our business.

These forward-looking statements are based on information available as of the date of this report, and current expectations, forecasts and assumptions, and involve a number of judgments, risks and uncertainties. Important factors could cause actual results, performance or achievements to differ materially from those indicated or implied by forward-looking statements such as those described under the caption “Risk Factors” in Item 1A. The risks described under the heading “Risk Factors” are not exhaustive. New risk factors emerge from time to time, and it is not possible to predict all such risk factors, nor can we assess the impact of all such risk factors on our business or the extent to which any factor or combination of factors may cause actual results to differ materially from those contained in any forward-looking statements. Forward-looking statements are not guarantees of performance. You should not put undue reliance on these statements, which speak only as of the date hereof. All forward-looking statements attributable to us or persons acting on our behalf are expressly qualified in their entirety by the foregoing cautionary statements. We undertake no obligation to update or revise publicly any forward-looking statements, whether as a result of new information, future events or otherwise, except as required by law.

## SUMMARY OF RISK FACTORS

We are providing the following summary of the risk factors contained in this Annual Report on Form 10-K to enhance the readability and accessibility of our risk factor disclosures. We encourage you to carefully review the full risk factors contained in this Annual Report on Form 10-K in their entirety for additional information regarding the material factors that make an investment in our securities speculative or risky. These risks and uncertainties include, but are not limited to, the following:

References in the summary below to “we”, “us”, “our” the “Company” and “Quantum-Si” refer to Quantum-Si and its subsidiaries.

- We are an early-stage life sciences technology company with a history of net losses, which we expect to continue, and we may not be able to generate meaningful revenues or achieve and sustain profitability in the future.
- We have a limited operating history, which may make it difficult to evaluate the prospects for our future viability and predict our future performance. As such, you cannot rely upon our historical operating performance to make an investment or voting decision regarding us.
- We may need to raise additional capital to fund commercialization plans for our products, including manufacturing, sales and marketing activities, expand our investments in research and development, and commercialize new products and applications.
- If we experience material weaknesses in our internal control over financial reporting in the future or otherwise fail to maintain an effective system of internal controls in the future, we may not be able to report our financial condition, results of operations or cash flows accurately or in a timely manner, which may adversely affect investor confidence in us and, as a result, materially and adversely affect our business and the value of our Class A common stock.
- We recently commercially launched our first product, but we may not be able to successfully commercially launch our products as planned.
- Because we are a “controlled company” within the meaning of the Nasdaq rules, our stockholders may not have certain corporate governance protections that are available to stockholders of companies that are not controlled companies.
- The dual class structure of our common stock has the effect of concentrating voting power with Jonathan M. Rothberg, Ph.D., our Chairman of the board of directors and Founder, which will limit an investor’s ability to influence the outcome of important transactions, including a change in control.
- Our success depends on broad scientific and market acceptance of our products, which we may fail to achieve.
- The size of the markets for our products may be smaller than estimated, and new market opportunities may not develop as quickly as we expect, or at all, limiting our ability to successfully sell our products.
- Unfavorable global economic conditions could adversely affect our business, financial condition or results of operations.
- The COVID-19 pandemic and efforts to reduce its spread have adversely impacted, and are expected to continue to materially and adversely impact, our business and operations.
- If we do not sustain or successfully manage our anticipated growth, our business and prospects will be harmed.
- We are undertaking internal restructuring activities that could result in disruptions to our business or otherwise materially harm our results of operations or financial condition.
- We are currently undergoing a leadership transition and internal restructuring, and we depend on our key personnel and other highly qualified personnel, and if we are unable to recruit, train and retain our personnel in the future, we may not achieve our goals.
- We expect to be dependent upon revenue generated from the sales of our initial products from the time they are commercialized through the foreseeable future.

- We rely on a small number of contract manufacturers to manufacture and supply our products. If these manufacturers should fail or not perform satisfactorily, our ability to commercialize and supply our products would be adversely affected.
- If we do not successfully develop and deploy our Quantum-Si Cloud™ software service, our commercialization efforts and therefore business and results of operations could suffer.
- We have limited experience producing and supplying our products, and we may be unable to consistently manufacture or source our instruments and consumables to the necessary specifications or in quantities necessary to meet demand on a timely basis and at acceptable performance and cost levels.
- The life sciences technology market is highly competitive. If we fail to compete effectively, our business and results of operations will suffer.
- If we elect to label and promote any of our products as clinical diagnostics or medical devices, we would be required to obtain prior marketing authorization from the U.S. Food and Drug Administration (“FDA”), which would take significant time and expense and could fail to result in FDA marketing authorization of the device for the intended use or uses we believe are commercially attractive.
- Our products, if used for the diagnosis of disease, could be subject to government regulation, and the regulatory approval and maintenance process for such products may be expensive, time-consuming, and uncertain both in timing and in outcome.
- Our research use only (“RUO”) products could become subject to government regulation as medical devices by the FDA and other regulatory agencies even if we do not elect to seek regulatory authorization to market our products for diagnostic purposes, which would adversely impact our ability to market and sell our products and harm our business.
- If we are unable to obtain and maintain and enforce sufficient intellectual property protection for our products and technology, or if the scope of the intellectual property protection obtained is not sufficiently broad, our competitors could develop and commercialize products similar or identical to ours, and our ability to successfully commercialize our products may be impaired.
- We may not be able to protect our intellectual property rights throughout the world.

## PART I

### ITEM 1. BUSINESS

#### Overview

Prior to June 10, 2021, we were a blank check company incorporated as a Delaware corporation and formed for the purpose of effecting a merger, capital stock exchange, asset acquisition, stock purchase, reorganization or similar business combination with one or more businesses. On June 10, 2021, we completed a business combination (the “Business Combination”) pursuant to the terms of the Business Combination Agreement dated February 18, 2021 (the “Business Combination Agreement”), by and among HighCape Capital Acquisition LLC (“HighCape”), Tenet Merger Sub, Inc., a Delaware corporation (“Merger Sub”), and Quantum-Si Incorporated, a Delaware corporation (“Legacy Quantum-Si”). Immediately upon the consummation of the Business Combination and the other transactions contemplated by the Business Combination Agreement (the “Closing”), Merger Sub merged with and into Legacy Quantum-Si, with Legacy Quantum-Si surviving the Business Combination as a wholly owned subsidiary of HighCape. In connection with the Closing, HighCape changed its name to “Quantum-Si Incorporated” and Legacy Quantum-Si changed its name to “Q-SI Operations Inc.”

We are an innovative life sciences company with the mission of transforming biomarker discovery and clinical research by providing researchers and clinicians unique access to the proteome, the set of proteins expressed within a cell. We have developed a proprietary protein detection platform that leverages semiconductor technology and protein engineering technology to launch a completely novel and differentiated product to enable Next Generation Protein Sequencing (“NGPS”), the ability to sequence proteins in a massively parallel fashion (rather than sequentially, one at a time). Current proteomic workflows to sequence proteins require days or weeks to complete and the data analysis requires specialized staff such as bioinformatics scientists. Our platform is designed to offer a rapid workflow including both sample preparation and protein sequencing. Our platform is comprised of the Carbon™ automated sample preparation instrument, the Platinum™ NGPS instrument, the Quantum-Si Cloud™ software and reagent kits for use with our instruments. In December 2022, we launched Platinum™, the world’s first next-generation single-molecule protein sequencing platform, for research use only (“RUO”). We are currently selling Platinum™ and began commercial shipments of Platinum™ in January 2023. We plan to launch Carbon™ in 2023. We believe we are the first company to successfully enable NGPS, which allows for the identification and characterization of proteins and unlock new knowledge and research in cancer and immunology.

There is an immense opportunity to better characterize and understand the full complexity of the proteome through improved understanding of proteoforms (different versions of proteins) and post-translational modifications that impact a protein’s location and function within a cell. In general, the proteome has been relatively unexplored because of a lack of tools. We believe that our Platinum™ with provide a broader, unbiased view of the proteome, which is foundational for accelerating biological insights and has vast utility in a number of end markets, including basic research and discovery, translational research, diagnostics and medical applications.

We believe that our platform offers a differentiated end-to-end workflow solution in a rapidly evolving proteomics tools market. Within our initial focus market of proteomics we will focus on applications such as protein/proteoform identification as our workflow is designed to provide users a seamless opportunity to gain key insights into the immediate state of biological pathways and cell state. Our platform aims to address many of the key challenges and bottlenecks of legacy proteomic solutions, such as mass spectrometry (“MS”), which are complicated and often limited by complex manual sample preparation workflows, and high instrument costs, both in terms of acquisition and ownership and complexity with data analysis, which together prevent broad adoption. We believe our platform, which is designed to streamline sample preparation, sequencing, and data analysis at a lower instrument cost than legacy proteomic solutions, could allow for wide utility across the study of the proteome. For example, our platform could be used for biomarker discovery and disease detection, pathway analysis, immune response, and vaccine development, among other applications.

According to SVB Leerink Research, proteomics represented a \$75 billion market opportunity spanning from life science research through diagnostics in 2021. Within this, proteomics research represented \$20 billion, while proteomic diagnostics represented the remaining \$55 billion. Based on this, we believe that the current total addressable market (“TAM”) for our research use only platform is at least \$20 billion.

Our team has decades of cumulative experience in developing, commercializing and scaling tools in the life sciences industry. Our management team has employed a similar approach at other companies previously to launch other disruptive technologies, including market leading single molecule proteomics and genomics technology including



next generation DNA sequencing technologies. We believe this experience will allow us to introduce our platform in a structured manner to demonstrate its use, value and practicality, while working directly with our key customers, to help ensure a positive experience.

We were founded in 2013 by Dr. Jonathan Rothberg, a serial entrepreneur who received the Presidential Medal of Technology & Innovation in 2016 for inventing next generation DNA sequencing. Dr. Rothberg has founded more than 10 healthcare technology companies, including 454 Life Sciences, Ion Torrent and Butterfly Network. We received net proceeds of \$512.8 million from the Closing of the Business Combination in 2021 to help support our platform development.

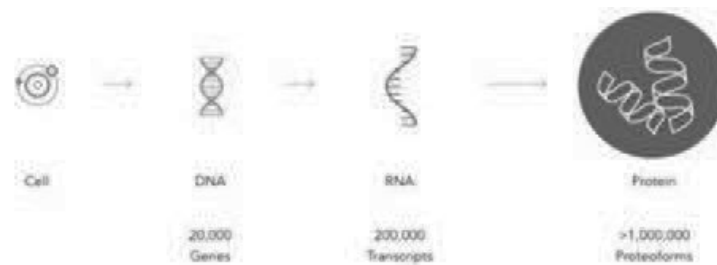
We launched Platinum™ in December 2022 and we expect to generate revenue in the first quarter of 2023. We incurred net losses of \$132.4 million, \$95.0 million and \$36.6 million for the fiscal years ended December 31, 2022, 2021 and 2020, respectively.

## Industry Background and Key Challenges

In 2003, the first draft of the human genome was completed, igniting a desire for new ways to study genomes at scale. The creation of NGS transitioned the genomics market from analog arrays to digital sequences. The ability to sequence DNA in a massively parallel fashion provided an unbiased view of the genome, leading to an expansion of our understanding of biology. Sequencing the human genome also resulted in the categorization of the genes and their products, the proteins and led to a new field of study called proteomics. We believe that proteomics is positioned to follow a rapid expansion path similar to that of the genomics market. We believe our low-cost benchtop platform will play a critical role in driving this expansion.

### *Importance of Proteomics*

#### Central Dogma of Biology



The central dogma of biology describes the flow of information within a cell, first originating with information encoded as DNA; subsequent transcription to RNA; and ultimate translation to proteins. While our genomes contain approximately 20,000 genes, current estimates are that these genes ultimately code for more than 1,000,000 different protein variants called proteoforms. Thus, the majority of diversity that exists in our cells comes from proteins. Proteins are organic compounds made up of amino acids. Aside from water, proteins make up the majority of the molecules in our bodies. They are found throughout the body, including cells, blood, urine, spinal fluid, feces, amniotic fluids, saliva and pleural fluid. Proteins play a central role in the body's biological processes, from the immune system response and signaling pathways to transporting oxygen molecules and providing our cells with structure. Proteins or a group of interacting proteins are responsible for virtually every biological function within a living organism. Unlike the genome, the proteome is in constant flux depending on the state of the cell. However, even with the knowledge of the proteome's influence, the proteome remains largely unexplored relative to the genome. Over the past decades, genomics has ushered in a greater understanding of human biology and disease through the decoding of the human genome, providing a greater understanding of the genes that lay out the instructions for the function, development and reproduction of organisms. While genomics has allowed the interrogation of genetic variation, protein variants hold information yet to be explored or connected to the network of genomic knowledge to better understand cellular function and disease. The protein's elaborate structure, complicated composition, and vast number of variants, provide a dynamic look into the functions they provide. For example, proteins function as antibodies that bind to specific particles like viruses to protect the body; they act as enzymes to carry out chemical reactions in cells; they act as messengers like hormones to transmit signals; they exist as structural components; and form the basis for storage to carry additional molecules throughout the body.

Proteomic discovery provides insight into what is immediately happening biologically. This insight may be based on both genetic as well as environmental factors that influence protein structure and function. Proteins, while they are complex structures, given their dynamic nature are an excellent indicator that we believe can be used to track therapeutic response, disease progression and person's overall health. In a sense, DNA tells us "what could happen," and proteins tell us "what is happening."

Proteomics tools have been broadly used across a wide range of applications, including:

- *Personalized medicine*: tailoring of disease treatment based real-time proteomic data;
- *Biomarker discovery*: identification of protein markers for disease identification;
- *Drug discovery and development*: identification of potential drug candidates and aid in the development of the drug;
- *Systems biology*: system-wide investigations of disease pathways to identify biomarkers, drug action, toxicity, efficacy and resistance;
- *Industry / agriculture*: bioproduction and study of plant-pathogen interaction (e.g. crop engineering for drought resistance); and
- *Food science*: identification of allergies, understanding an improvement of nutritional values and food quality and safety control.

### ***Legacy Proteomic Technologies***

There is a much higher diversity and level of complexity related to proteins than genes. Depending on the combination of genes, specific proteins are built to perform specialized functions in the body. A single gene can encode multiple proteoforms depending on the role the protein will ultimately play in the cell. Protein synthesis happens in two stages. First is transcription, where DNA is converted into messenger RNA. Second is translation, where a cell's ribosomes read the RNA instructions to assemble the protein. An increase in the complexity of the proteome is facilitated by post translational modifications (PTMs) where pieces of the protein are modified to either activate or inactivate the protein as part of a signaling pathway to localize the protein to a certain cellular compartment. Legacy proteomic techniques can be grouped into various lower-plex and higher-plex methods to better analyze complex proteins:

- **Lower-plex methods.** Lower-plex proteomic analysis methods include immunoassay, Gel, and chromatography-based methods. Immunoassay based methods rely on the availability of antibodies targeting specific proteins or epitopes as a way to identify and quantify protein expression levels. Changes or modifications to the protein may prevent the antibody from binding, resulting in missed identification. Gel based methods like Western blots were the first proteomic technique developed. They utilize an electric current to separate proteins in a gel based on their size and charge, prior to further analysis by a MS instrument. Chromatography based methods use ion-exchange chromatography to separate and purify proteins from complex biological mixtures. The purified proteins can then be analyzed using a MS.
- **Higher-plex methods.** Higher-plex proteomic analysis methods include protein microarrays and MS instruments. Existing high-plex proteomic technologies, however, often have tradeoffs between sensitivity and dynamic range — current technologies that are able to analyze the proteome at higher plex, often do so with lower sensitivity and resolution. Specificity is also a key consideration when multiplexing (analyzing multiple proteins in the same sample). Protein microarrays apply small amounts of sample to a "glass chip" where specific antibodies are used to capture target proteins to measure the expression levels and binding affinities of proteins. The most common way researchers currently analyze proteins is through the use of MS. MS is a method for the mass determination and characterization of proteins, and its direct applications include protein identification and post-translational modifications, elucidation of protein complexes, their subunits and functional interactions, as well as global measurement of proteins in proteomics. Some newer technologies have addressed certain limitations of these methods, yet still require separate peptide drying or are reliant on existing MS instruments. With an estimated 16,000 MS instruments installed worldwide specifically for proteomics analysis, we believe the cost of \$250,000 to \$1,000,000 or more per new instrument, according to research by DeciBio, LLC, limits access to proteomics research and we believe currently limits the size and growth of the overall proteomics industry.

### *Limitations of Legacy Proteomic Techniques*


- **Limitations of biased approaches.** Typical workflows rely on analyte-specific reagents (ASRs) for protein detection. ASRs comprise a variety of molecules, such as antibodies or aptamers, which bind to specific regions, rather than individual amino acids, and therefore may not detect the presence of a known protein variants. For instance, the average binding site of an ASR is an epitope with a length of five (5) to eight (8) amino acids, whereas the average length of a human protein is approximately 470 amino acids. While ASRs are prevalent and readily available, inherent limitations in how these molecules interact with proteins for various detection platforms limit their use for resolving protein sequences at single amino acid resolution.
- **Mass spectrometry tools have a high cost of purchase and ownership.** For more than a decade, MS has been the dominant tool for an unbiased approach to protein analysis. Shotgun proteomics, or studying pieces of proteins that have been broken apart, typically utilizes MS and MS workflows, allowing for the interrogation of individual peptides and protein sequences. However, these techniques are generally complex, lengthy, expensive, laborious and require extensive data analysis. Taken together, these factors limit the scalability of this approach and broad adoption of the technology in the market. Comparatively, targeted or biased methods like protein arrays are scalable but only enable interrogation of a fixed number of targeted proteins per sample. Biased approaches lack the capabilities necessary to catalog new protein variants. Users are therefore forced to choose between breadth with MS or scalability with other biased technologies, or limited alternatives that can address both needs.
- **Low levels of resolution and sensitivity.** We believe successful technologies for use in broad proteomic and clinical testing generally require high levels of specificity and sensitivity as well as the ability to scale to reliably meet volume demand. Current sensitivity and dynamic range restrictions make legacy technologies, such as MS, difficult to use with liquid samples and restrict the ability to analyze at single molecule resolution.
- **There is no end-to-end platform to enable a true sample-to-answer assays.** While there have been some improvements to proteomic technologies, there remain numerous key limitations in typical proteomic analysis. Experiments often require input and oversight from highly trained MS scientists, which often requires specialty training for both MS instrument operation and data analysis. Further, these workflows can be tedious and require extensive hands-on-time to perform, inherently limiting sample throughput.
- **Costly and complex data analysis.** We believe the critical unmet needs remaining in proteomic analysis relate to cost, accessibility and simplicity. Given the complex and dynamic aspects of proteins, proteomic analysis can generate vast amounts of data that can be difficult to analyze to arrive at a biologically relevant answer. Currently, the complexity of the analysis is also costly, due to the data processing and analysis infrastructure that is often required.

### **Our Market Opportunity**

The proteomic market is dynamic and includes legacy solutions and new entrants all aiming to become market leaders. The proteomics market is less concentrated, with no single technology dominating the majority of the market.

Proteomics is an emerging research area and highly fragmented with numerous technologies that address a variety of points along a typical protein analysis workflow, such as sample preparation, analysis, target number, dynamic range and sample throughput. There are limited commercial product options available that have the power to address the entire workflow from sample to answer. We believe that our platform will enable an end-to-end workflow solution, driven in part by our proprietary chip, to enable next-generation single-molecule protein sequencing. Moreover, aspects of our platform are designed to operate with other sample workflows. For example, our Carbon sample preparation instrument is designed to be used with various reagents to prepare digest peptides, which could then be analyzed either with our Platinum instrument or with legacy MS instruments. The figure below illustrates the end-to-end workflow solution we aim to provide as compared to select companies that offer point solutions within an overall proteomic analysis workflow.

## Proteomics Landscape



According to SVB Leerink Research, proteomics represented a \$75 billion market opportunity spanning from life science research through diagnostics in 2021. Within this, proteomics research represented \$20 billion, while proteomic diagnostics represented the remaining \$55 billion. Based on this, we believe that the current TAM for our RUO platform is at least \$20 billion. Our protein sequencing platform is currently intended for RUO applications, and any potential future use of our products for clinical use would require regulatory authorization. Many technologies across these segments are decades old with limitations that have prevented broad spread adoption of proteomics research. We believe our products and technologies have the potential to provide users across life sciences research market access to the proteome in a simple, cost effective, unbiased, and scalable manner.

Today, legacy proteomics users generally rely on MS for high throughput protein characterization. Typical MS workflows are disaggregated, expensive, and require significant training to perform, which ultimately limits access to specialty facilities or core MS labs. A primary mission of our technology platform is to provide broad access to proteomics tools across academic research labs, core labs, and biopharma R&D labs. Our expected price point, simplicity of workflow and end-to-end solution are designed to attract users who seek to replace a legacy technology or are entering the proteomics market as new customers. Some of our potential customers may have an existing MS system but may choose our products to supplement their system. Some users may wish to add proteomics analysis capacity, particularly for low throughput needs. We believe these customers value the speed, data driven analytical insights, affordability, and simplicity we expect our platform to provide to them. Additionally, we believe our platform will appeal to traditional customers of large MS cores. Rather than wait potentially weeks for core labs to analyze samples, our platform aims to provide an affordable and accessible alternative.

Additionally, we believe that our proteomics platform may appeal to existing users of DNA sequencing technologies to directly augment their research and discovery of biomarkers and further deepen their understanding of biology. We believe our benchtop proteomics instruments will allow genomics users the ability to pursue multi-omic approaches to tackle basic and applied research questions.

Further, we expect users within the analyte testing segment to adopt our technologies for a variety of clinical research and translational applications. The analyte testing market comprises multiple technologies ranging from basic ELISA tests for interrogating a small number of targets to more complex, high throughput protein analyzers. Successful technologies for use in broad clinical testing generally require specificity and sensitivity as well as the ability to scale to reliably meet volume demand. Developed to be a true single molecule detection platform, our products are designed to achieve the highest level of resolution for sensitivity by sequencing information at the individual amino acid level, and therefore the specificity to meet fidelity requirements of clinical testing, if our products are ultimately authorized for such use. In addition, because our technology utilizes semiconductor chip technology and is positioned to make use of the supply chain and fabrication of the semiconductor industry, our platform has the potential to scale to meet demand ultimately on a global scale.

## Our Products

We have designed and developed a hardware, consumable and software solution to provide a full end-to-end solution.

Collectively, we believe our products provide a comprehensive and flexible platform. Each piece of our system is designed to address specific bottlenecks in common proteomic workflows, which we believe will appeal to a broad audience of end users. We believe that our universal unbiased single molecule detection platform will enable a proteomics solution at an affordable cost and provide users the opportunity to perform proteomics studies. Our launch

product consists of Platinum™, Quantum-Si Cloud™ and consumables. We believe we are the first company to successfully enable NGPS, thus digitizing a substantial proteomics opportunity, for a scalable and massively parallel solution at the ultimate level of sensitivity — single molecule.

### **Our Launch Platform Consists of Carbon, Platinum, and Quantum-Si Cloud™**



### **Carbon System (left), Platinum Protein Sequencer (middle) Cloud Analytics (right)**

#### ***Carbon — Sample Prep Instrument (under development)***

The Carbon instrument is a universal automated sample preparation instrument. Carbon is designed to help automate the workflow by addressing a process that is traditionally complicated and manual. Carbon is designed to enable a wide range of applications through a simple single-use fluidics cartridge. Specific features include the ability to:

- Transport and meter out small volumes of reagents/samples between reservoirs;
- Perform chemical or enzymatic incubations with or without temperature control;
- Purify target analyte; and
- Automate sample prep through to library creation.

For protein sequencing, Carbon is designed to automate the processes of loading the Chips and protein digestion, capping, conjugation and clean-up with walk-away operation.

#### ***Platinum — Single Molecule Detection Instrument***

### **Platinum Instrument and Time-Domain Sequencing™ Chip**




Our flagship sequencing instrument, Platinum, is designed to make the power of single-molecule detection and NGPS broadly accessible. While traditional instruments like mass spectrometers may cost anywhere from \$250,000 to over \$1,000,000 per new instrument, our Platinum device retails for approximately \$70,000. Platinum is designed to provide a streamlined rapid workflow compared to legacy MS workflows. Platinum uses our proprietary semiconductor chip that leverages Time-Domain Sequencing™ with an initial focus on NGPS for an unbiased view of the proteome. We believe the digital nature of the sequencing readout could enable users to answer three key questions:

- **What protein is present?** Amino acid resolution can provide insight into more than just whether a protein is present or absent. The sequence information could also indicate what version of the protein is present and how it has been changed from the normal version.
- **How much of the protein is present?** A digital quantification provides precise protein abundance, not an analog theoretical abundance based on a colorimetric or mass abundance readout.
- **How has the protein been modified?** Single-molecule sensitivity could show how the protein has been post-translationally modified thus providing greater insights to its role in the context of biological processes within the cell.

Our semiconductor chip is the core of our technology. By leveraging developments in the semiconductor industry, we are developing our scalable single-molecule next generation protein sequencer. Similar to the camera in a mobile phone, our chip is produced in standard semiconductor foundries and has been designed to provide insight into biology. The power of our approach is that rather than analyzing proteins one at a time, our chip is designed to enable parallel sequencing across millions of independent chambers, and the number of parallel sequencing reactions to scale rapidly. Each independent sequencing reaction takes place at the ultimate level of sensitivity and specificity, single molecules, which is critical to protein detection because there is no way to amplify protein, preventing existing amplification-based technologies to enable protein sequencing.

**A Wafer of Quantum-Si Time-Domain™ Sequencing Chip (left) and Individual Chip Mounted to a Printed Circuit Board (right)**



Our team has considerable experience in the fabrication processes for semiconductor chips, which is a complex process, and has successfully used chips to advance NGS previously at other companies. We have developed and optimized processes with the third-party foundry that supplies our chips, which allows us to make integrated chips using standard foundry processes with sufficient performance for our commercial needs and to scale to meet our customer demand. We believe that our proprietary chip is a core component in our ability to scale. Ultimately, we will need to utilize larger and more powerful chips capable of processing more complex biological samples.

In November 2021, we acquired Majelac Technologies LLC (“Majelac”), a semiconductor packaging company based in Garnet Valley, Pennsylvania. The acquisition brought our semiconductor chip assembly and packaging capabilities in-house in order to secure our supply chain and support our commercialization efforts.

***Consumables for Use in Carbon and Platinum***

In addition, we expect to begin to derive recurring revenue from the sale of consumables. These consumables will be required for users to run samples through the Carbon and Platinum instruments. Consumables consist of our reagent kits and chips and are designed for use only with our instruments.

***Quantum-Si Cloud™ — Faster, Simpler, Data Analysis***

**Quantum-Si Cloud™**



Our platform is designed to integrate a cloud-based solution into the instrument to stream data in real-time to the cloud where analytical workflows can then interpret the data. For example, while we expect that sequencing data will be stored on the Platinum instrument itself, our cloud-based solution is designed to map peptide sequences to proteins and facilitate the required counting for protein identification and quantitation in the cloud.

We are also developing our cloud-based solution to include the following features:

- User management for secured data access;
- Light-weight library information management system for data management;
- Multi-tenancy to enable data sharing and collaborations; and

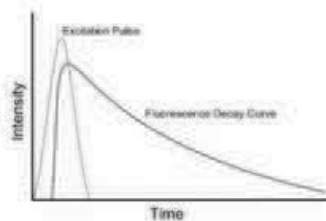
We believe we have designed our cloud solution to address the key needs of researchers today, including to address potential bottlenecks that we believe might otherwise limit customer satisfaction and routine use of our instruments, while providing the data governance and security required for clinical use in the future.

### ***Time-Domain Sequencing™ and Next Generation Protein Sequencing (NGPS)***

With proteins, there are 20 amino acids, therefore technologies that use color alone, would not be able to scale to that number of characters. Our proprietary chip is designed to use time, instead of color, to detect amino acids, and we combine time with intensity and single-molecule kinetics to capture three dimensions of data. We expect that three dimensions of data will ultimately enable us to cover all 20 amino acids.

The core of our proprietary detection method, which we refer to as Time-Domain Sequencing™, is based on the fluorescence lifetime of dyes. Fluorescence lifetime is a measure of the time a fluorophore dye spends in the excited state before returning to the ground state by emitting a photon of light. Different dyes emit photons of light at different rates that follow a known distribution.

### **Example Photon Emission Distribution of a Dye After Excitation**

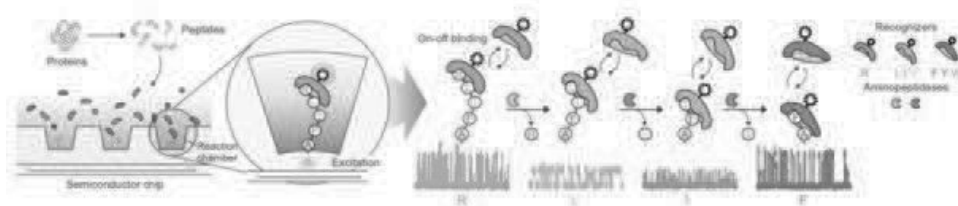


Our Platinum instrument includes a proprietary mode-locked laser, which provides the excitation light pulse, and our semiconductor chip allows us to reject the laser light and then rapidly collect, bin and measure the arrival time of emitted photons of a fluorescently labeled molecule. By binning and measuring the arrival times of photons we can then calculate the fluorescence lifetime, which can be used as a surrogate for the wavelength/color measurements. By using time instead of color to analyze proteins, we can leverage semiconductors' ability to measure time.

For NGPS, we fluorescently label recognizer molecules, which are designed to bind to the terminal end of a peptide (piece of a protein) that has been immobilized to the bottom of the reaction chamber. A single recognizer is capable of uniquely identifying more than one amino acid. By leveraging the fluorescent lifetime and intensity of the dye, our technology is designed to accurately determine the recognizer. By measuring the on and off rate (kinetic information) of a recognizer as it interacts with the terminal amino acid tens to hundreds of times, we believe our technology can accurately identify the amino acid.

After removing the terminal amino acid, the recognition process repeats until the full peptide chain is sequenced. While traditional single-molecule platforms rely on single measurement for the detection of an event, the advantage of our approach is that our technology can actually obtain tens to hundreds of data points for each amino acid. Cumulatively, we expect the multiple measurements to deliver high amino acid call accuracy.

### **Overview of the Protein Sequencing Process**





## Our Competitive Strengths

We believe that our competitive strengths include the following:

- **Differentiated single molecule detection providing the ultimate level of protein sensitivity and specificity.** Our platform is based on our proprietary semiconductor chip designed to enable measurements at the ultimate level of sensitivity and specificity, single molecules. By enabling single molecule detection, we are not reliant on ensemble measurements, which can often vary from sample to sample and even run to run.
- **Amino acid resolution and Post-Translational Modification (PTM) detection.** Moving beyond simple confirmatory information provided by affinity-based platforms, our platform delivers amino acid resolution shifting the output from analog to digital. The ability to also identify PTMs could provide novel insights into how pathways are turned on/off to improve our understanding of the estimated 1 million + proteoforms.
- **Real-time data processing and Cloud platform provides fast, simple data analysis.** During sequencing our Platinum instrument is designed to stream data to the cloud in real-time, which could allow for faster time to results. In addition, we have developed our cloud-based platform to provide key tools needed to streamline use of the platform such as secure access, data management, and an open platform where developers can create new analytical workflows to run in our cloud and share them easily with other users.
- **Innovative proprietary end-to-end proteomic platform offering differentiated full suite of protein sequencing solutions.** We believe that our platform will enable full end-to-end proteomics workflow solution spanning sample preparation through protein sequencing and analysis, allowing our customers a seamless opportunity to perform proteomic studies at scale. We also believe that we are the first company to successfully enable NGPS. We believe the digital nature of our readout provides an accurate and repeatable quantification of proteins in the sample and could scale to enable millions of data points working at the ultimate level of sensitivity — single molecule resolution.
- **Platform to enable democratized access to proteomics tools.** Our platform is designed to provide an easy-to-use workflow with the potential to enable users the ability to better characterize and understand the full complexity of the proteome in an unbiased fashion. Current workflows are typically disaggregated, expensive, require significant training to operate, and are often performed in a separate specialty laboratory. We aim for our technology platform to be broadly available across pharmaceutical and academic research centers, basic research labs, and other healthcare centers and clinical laboratories (for RUO until appropriate regulatory authorization is secured to allow clinical or diagnostic uses) at a price point that is a significant discount to most legacy technologies. The reduction in both cost and complexity could allow for rapid adoption, whether a user is replacing a legacy technology or buying a new instrument. In addition to appealing to users of existing proteomics tools, we believe that our proteomics platform will appeal to users of DNA sequencing technologies who seek to augment their research and discovery of biomarkers and further deepen their understanding of biology.
- **Business model that leverages growing installed base of instruments.** In December 2022, we launched Platinum™ for RUO. As part of our commercialization efforts, we aim to grow our installed base, optimize workflows, and expand our applications, which we expect will then generate substantial, recurring revenues from our consumables.
- **Robust patent protection.** We have a strong intellectual property strategy in which we have 214 issued patents and 797 pending applications as of December 31, 2022. Many from our management team worked directly with our Founder, Dr. Jonathan Rothberg, as he revolutionized the creation of next generation DNA sequencing while founding Ion Torrent, which was acquired by Life Technologies in 2010. Our team has similarly devoted its efforts to revolutionizing unbiased proteomic analysis using a similar scientific and technical validation approach since our founding in 2013.
- **Experienced Life Science Management team combined with a visionary founder and experienced financial partners with deep experience in healthcare.** We have a world-class management team, including our executive officers and other senior management, with decades of cumulative experience in the healthcare and life sciences end-markets. Many members of the team worked directly with our Founder and Chairman, Dr. Jonathan Rothberg to successfully commercialize previous DNA sequencing technologies. Dr. Rothberg has dedicated his career to developing breakthrough technologies to



revolutionize healthcare. He has founded more than 10 healthcare technology companies and has received numerous awards, including the Presidential Medal of Technology & Innovation in 2016. Dr. Rothberg previously founded 454 Life Sciences, a high throughput DNA sequencing platform which was later sold to Roche, as well as founded Ion Torrent, a next generation sequencing platform which was later sold to Life Technologies. We believe this leadership team positions us as a potentially disruptive force in creating a new market of next generation protein sequencing.

## Our Strategies

Our strategies include the following:

- **Systematic and phased approach to broad commercialization and adoption.** In December 2022, we launched Platinum™ for RUO. Members of our team have previously utilized a systematic approach designed to drive early adoption to successfully launch other disruptive sequencing technologies, including the roll out of Ion Torrent’s next generation DNA sequencing technology. We believe this approach will allow us to introduce our platform in a structured manner to demonstrate its use and practicality, while working directly with our key potential customers and industry thought leaders to help ensure a positive experience. Our core leadership team has decades of cumulative experience working directly in the life sciences industry with many of the companies and research centers that have the potential to become key customers and that we will seek to build into our prospective customer pipeline.
- **Build our commercial infrastructure to help ensure successful initial commercial launch in the U.S.** We expect to build out our commercial and operational infrastructure to sell and support our platform as we commercialize our technology and gain traction. Our investments will be aligned with our initial traction in the Market. We also have manufacturing partnerships that we believe will allow us to rapidly expand our capacity, with the ability to create new manufacturing lines to meet potential customer demand. In November 2021, we acquired Majelac, a semiconductor packaging company based in Garnet Valley, Pennsylvania. The acquisition brings our semiconductor chip assembly and packaging capabilities in-house in order to secure our supply chain and support our commercialization efforts.
- **Invest in market development activities to increase awareness of the importance of the proteome and the strengths of our platform.** We believe our platform has the capability to enable users to generate significant amounts of proteomic information at speed, scale, and simplicity through a solution that until our launch, was not available. We believe the utility of our platform will span basic and discovery applications and translational research in which there is a strong market need for proteomic analysis for novel discoveries and better insights into the complexity of disease. We plan to invest in market development activities and partnerships to increase awareness of the importance and utility of proteomics to expand and accelerate demand for our products.
- **Continued technical innovation to drive product enhancements, new products, and additional applications.** Our leadership team has deep expertise in scientific and technological development and commercialization. After we commercialize our initial products, we aim to continually innovate and develop new products, product enhancements, applications, workflows, and other tools to enable our customers to generate unbiased proteomic information at scale on a benchtop platform.
- **Accessibility and Enablement: Enable broad adoption of protein sequencing.** Our mission is to democratize single molecule proteomic analysis by providing a full workflow of solutions at an affordable cost. We believe that our platform will directly address many of the key bottlenecks that exist within legacy proteomic technologies, namely low sensitivity, lack of dynamic range, complex workflow, complex analysis, and high cost. We believe our platform offers the potential for a more practical, affordable, and intuitive end-to-end workflow solution relative to many legacy proteomic technologies. We have specifically developed our platform to be adopted and integrated into any existing lab. We believe that our platform will have wide utility across the study of proteins, including basic and discovery research and, subject to regulatory authorization, clinical diagnostics, and potentially industrial applications like bioproduction. Our ability to develop our platform such that it will be offered at a significant discount to many legacy instruments and other proteomic technologies, may allow proteomic analysis to reach new markets and new users, potentially enabling and accelerating innovative discoveries.
- **Continue to strengthen our intellectual property portfolio for existing and new technologies.** We have a broad and deep patent protection strategy, which includes 214 issued patents and over 797 pending

applications as of December 31, 2022. Protection of our intellectual property is a strategic priority for the business. We have taken, and will continue to take, steps to protect our current and future intellectual property and proprietary technology. We believe our broad patent portfolio and continued rigorous patent protection strategy will help to allow us to focus on our key priorities of commercializing our platform, continuing to innovate with new technologies, and preventing fast-followers.

- **Foster extraordinary talent inspired and unified by our mission.** With decades of cumulative experience in the healthcare and life sciences markets among our executive officers and other senior management, our world-class management team is unified by our mission to democratize single molecule proteomic analysis by making protein sequencing accessible globally. We seek to execute at scale the vision of our Founder and Chairman, Dr. Jonathan Rothberg. He has dedicated his career to enabling breakthrough technologies to revolutionize healthcare by bringing together talented, innovative people. We plan to continue to add talented and experienced members to our team and maintain our commitment to our mission of democratizing proteomic analysis by making protein sequencing accessible globally.

### **Commercial Strategy and Launch Plan**

Our proprietary platform has been specifically designed to provide full, rapid insight into the proteome at various scales. Our end-to-end workflow solution, at launch, will be comprised of instruments, consumables, and software and has been designed at a favorable price point relative to legacy technologies to promote easy adoption, while simplifying and automating the single molecule proteomics workflow. Our commercial strategy is designed to place our instruments initially with a wide variety of customer types, and ultimately to improve our products by increasing throughput and developing additional applications to expand our users and increase the consumable utilization by our installed base. In December 2022, we launched Platinum™ for RUO. We expect to start our Carbon beta testing program in 2023 as well. As our instruments are placed with research customers and we build the installed base, we expect to derive recurring revenue from the sale of consumables.

As we continue to commercialize our platform, we plan to build out our commercial operations infrastructure necessary to sell and support our platform, across a growing number of market segments and geographies. We are focusing our direct sales and marketing efforts primarily on principal investigators, directors, and other core personnel at academic research and biopharma labs that are critical to their organization's buying decisions. In addition, we have manufacturing partnerships that we believe will allow us to rapidly expand our capacity, with the ability to create new manufacturing lines to meet potential customer demand. We will expand into other geographies through a combination of our own direct sales force as well as the use of third-party channel partners.

Members of our team have previously successfully utilized this approach to launch other disruptive technologies at other companies. We believe this approach will allow us to introduce our platform in a structured manner to demonstrate its use and practicality, while working directly with key potential customers to help ensure a positive experience. Our core leadership team has decades of experience working directly in the life sciences industry with many of the companies and research centers that have the potential to become key customers and we expect to build into our prospective customer pipeline.

Our commercial launch plan is comprised of the following phases following beta testing in product development:

1. *Metered Launch:* In December 2022, we launched Platinum™ for RUO. In our initial launch, we are targeting established academic research centers and pharmaceutical companies in the United States and Europe. During our initial launch phase, we are focusing on driving our technology into research centers. Our platform is currently intended for RUO applications, and it will continue to be marketed as RUO until regulatory authorizations allowing for clinical or diagnostic uses are obtained. We are targeting customers that will directly benefit from the value of our platform across a number of applications, including basic and discovery research and translational research. We anticipate these customers may already have existing proteomic capabilities through legacy instruments such as a MS, and so will understand the importance of single molecule, unbiased proteomic analysis. During this phase, we expect to continue to strengthen our commercial organization and broaden our commercial footprint to support an increasing number of customers.
2. *Product Updates:* As we continue commercialization in 2023 and beyond, we expect to focus on building our installed base and expanding global access to our platform. We expect to make product enhancements to our initial platform and to make them available to our new and then existing customers. Potential improvements could include an increase in the capacity of our semiconductor chips or chemistry enhancements to our instruments, which may improve accuracy, coverage, speed and data output.

3. *Portfolio Expansion:* Ultimately, we plan to advance and develop new products and key applications designed to “scale up” our Platinum instrument to provide higher throughput and enable greater levels of data output and broader coverage of the proteome. We also plan to “scale down” by eventually launching our Atto instrument, which will be a low cost, low throughput instrument, potentially creating a pathway to point of care testing. We may also seek regulatory authorization for clinical or diagnostic use of our products.

## **Product Roadmap**

Our product roadmap is designed to position us as a potential leader in the proteomic analysis market. We believe we are the first company to successfully enable NGPS on a semiconductor chip. Following our expected commercial launch, we plan to continue to improve our platform through product improvements and to eventually offer lower-throughput instruments at a lower price point.

Following our commercial launch, we are focused on building our installed base and expanding global access to our platform. We expect to make product enhancements to our initial platform and to make them available to our new and then existing customers. Potential improvements could include an increase in the capacity of our semiconductor chips or chemistry enhancements to our instruments, which may improve accuracy, coverage, and speed. In the future, we may seek to expand our product line, such as by increasing, or decreasing, the throughput of our Platinum instrument to offer specialized products to address key markets and applications.

In addition to potential future advancements in hardware, we plan to expand our computational capabilities by developing firmware and data analytics tools. We believe that our software solutions could be a key differentiating advantage relative to legacy systems. We believe the integration of our cloud system solution directly into the platform can ensure seamless real time data streaming real time to the cloud where analytical workflows can help simplify data interpretation.

Through this product roadmap, we have the potential to become a leader in the proteomic analysis market, with the mission of transforming single molecule analysis and democratizing its use by directly enabling researchers and clinicians access to the proteome. We believe we are the first company to successfully enable NGPS on a semiconductor chip, thus digitizing a substantial proteomics opportunity, which allows for a massively parallel solution at the ultimate level of sensitivity — single molecule detection.

## **Suppliers and Manufacturing**

Our products are built using both custom-made and off-the-shelf components supplied by outside manufacturers and vendors located in Asia, Europe, and the United States. One key custom-made component is the disposable semiconductor chip. Others include the proprietary mode-locked laser and enzymes, and buffers used for protein sequencing. The majority of other components for the instruments are off-the-shelf.

We purchase some of our components and materials used in manufacturing, including the semiconductor chip, from single source suppliers. We believe that alternatives would be available; however, it may take time to identify and validate replacement components, which could negatively affect our ability to supply our products on a timely basis. To mitigate this future risk, we and our third-party contractors will typically carry a significant inventory of our critical components and develop a second source strategy.

All our instruments are co-manufactured tested, and supported by our manufacturer partner with which we have long-standing relationships, including our key manufacturing partners for the manufacture of instruments and chips which we have worked with for the past four-to-five years. We believe that our manufacturing strategy is efficient and conserves capital. However, we do not have long-term supply or manufacturing commitments from our suppliers or manufacturers, as our products and components are currently supplied on a purchase order basis. In addition, we will need to increase the supply and manufacturing of our products as we continue to commercialize our platform. In the event it becomes necessary to utilize a different contract manufacturer for our products, we may experience additional costs, delays and difficulties in doing so, and our business could be harmed. We are continually evaluating our supply chain to help ensure our manufacturing and supply chain footprint will meet our business objectives.

In November 2021, we acquired Majelac, a semiconductor packaging company based in Garnet Valley, Pennsylvania. The acquisition brought our semiconductor chip assembly and packaging capabilities in-house to secure our supply chain and support our commercialization efforts.

## Human Capital

Our people are the reason for our success, and we have structured our organization to maximize productivity and performance. Our future success largely depends upon our continued ability to attract and retain highly skilled employees. As of December 31, 2022, we employed 196 full-time employees in the United States and 6 full-time employees internationally with the majority of our employees engaged directly in research and development, and are actively building our commercial organization as demand increases; 43% of whom hold PhDs. None of our employees are covered by collective bargaining agreements. We understand that our success depends on our highly talented employees, and our human capital management practices focus on attracting and retaining a diverse and engaged workforce.

*Mission and Core Values.* Our mission is to make proteomics available to researchers around the world by using our proprietary technology. We are committed to providing an unbiased view of all the molecules of life through improved scale, resolution and sensitivity leading to better understanding of disease and improved general health. Employees are made aware of our values - Team, Accountability, Passion, Excellence, Transparency, Competitive and Diversity. These values are the basis of our actions and decisions.

*Diversity, Equity and Inclusion.* Much of our success is rooted in the diversity of our teams and our commitment to inclusion. We value diversity at all levels. We believe that our business benefits from the different perspectives a diverse workforce brings, and we strive to maintain a strong, inclusive and positive culture based on our shared mission and values.

We believe in attracting, developing, and retaining diverse talent that is inclusive of every age, gender, gender identity, race, sexual orientation, physical capability, ethnicity, belief and perspective. Each individual, regardless of their role makes a difference and impacts our progress. We continue to focus on seeking diverse candidates for all open opportunities.

*Employee Engagement.* We have established an annual employee survey process to gather feedback from our employees. The feedback received allows us to grow stronger as a company and allows us to create an environment where employee contributions matter and employees feel valued.

*Training and Development.* We listen to our employees to understand their training needs. Employees are encouraged to take advantage of our Learning Management System which has a plethora of online learning courses. We conduct monthly seminars to update employees on what is happening throughout our Company.

*Compensation and Benefits.* Healthcare technology companies, both large and small compete for a limited number of qualified applicants to fill specialized positions. To attract qualified applicants and retain employees, we offer a total rewards package consisting of base salary, cash bonus, and equity compensation. Bonus opportunity and equity compensation increase as a percentage of total compensation based on level of responsibility. The actual bonus payout is based on performance. In addition, we also provide a comprehensive benefits package inclusive of medical, dental, and vision healthcare coverage including a paid reimbursement account, life insurance and disability coverage, 401(k) investment plans, tax advantaged savings account, generous paid time off and leaves of absence, employee assistance programs, and wellness programs.

*Employee Health and Safety.* We have training programs for general, chemical and biological safety. We are continuously evaluating the guidance from federal and local authorities and have created strict policies and guidelines that put our employees' health and safety first.

## Information About Our Executive Officers and Directors

The following persons were our executive officers and directors as of March 1, 2023:

| <u>Name</u>                      | <u>Position</u>  |
|----------------------------------|--|
| <b><i>Executive Officers</i></b> |  |
| Jeffrey Hawkins                  | Chief Executive Officer and Director                         |
| Claudia Drayton                  | Chief Financial Officer                                      |
| Patrick Schneider, Ph.D.         | President and Chief Operating Officer                        |
| Grace Johnston, Ph.D.            | Chief Commercial Officer                                     |
| Michael P. McKenna, Ph.D.        | Executive Vice President, Product Development and Operations |
| Christian LaPointe, Ph.D.        | General Counsel and Corporate Secretary                      |

| <b>Name</b>                 | <b>Position</b>  |
|-----------------------------|--|
| <b>Directors</b>            |  |
| Jonathan M. Rothberg, Ph.D. | Chairman of the Board of Directors   |
| Vikram Bajaj, Ph.D.         | Managing Director, Foresite Capital Management, LLC                          |
| Marijn Dekkers, Ph.D.       | Founder and Chairman, Novalis LifeSciences LLC                               |
| Ruth Fattori                | Managing Partner, Pecksland Partners Senior Advisor, Boston Consulting Group |
| Brigid A. Makes             | Independent Consultant   |
| Michael Mina, M.D., Ph.D.   | Chief Science Officer, eMed  |
| Kevin Rakin                 | Co-Founder and Partner, HighCape Capital                                     |

## **Competition**

We face significant competition in the life sciences technology market. We currently compete with life sciences technology and the diagnostic companies that are supplying components, products and services that serve customers engaged in proteomics analysis. These companies include Agilent Technologies, Bio-Rad Laboratories, Danaher, Luminex, Merck KGaA (and its subsidiary MilliporeSigma) and Thermo Fisher Scientific.

We also may compete with a number of emerging growth companies that have developed, or are developing, proteomic products and solutions, such as Nautilus Biotechnology, Olink Proteomics, Quanterix, Seer and SomaLogic.

We believe there are currently no commercially available NGPS platforms. The legacy proteomics market today is largely served by companies that offer a variety of analytical instruments, such as MS and microarray instruments and associated reagents and consumables. There are also a number of companies that provide proteomic analysis services and have developed or are developing novel proteomic technologies. Additional competing products may emerge from various sources, including life sciences tools, diagnostics, pharmaceutical and biotechnology companies, third-party service providers, academic research institutions, governmental agencies and/or public and private research institutions, among others. Many of the companies with which we compete have substantially greater resources than we have.

The life science instrumentation industry is highly competitive and expected to grow more competitive with the increasing knowledge gained from ongoing research and development. Given the potential market opportunity and scientific importance of proteomic analysis, we expect increased competition and competitor technologies to emerge in the future. We believe the principal competitive factors in our target markets include:

- resolution and sensitivity;
- cost of instruments and consumables;
- efficiency and speed of workflows;
- the scale required to address the complexity and dynamic range of the proteome;
- throughput to meet lab testing volume;
- reputation among customers and key thought leaders;
- innovation in product offerings;
- accuracy and reproducibility of results;
- strength of intellectual property portfolio;
- operational and manufacturing footprint;
- customer support infrastructure; and
- a leadership and commercial team with extensive execution and scientific background.

We believe that there are currently no other commercially available products that provide the same level of end-to-end NGPS analysis at the same scale and sensitivity that we expect our platform will provide. Following our commercial launch for RUO, we aim to enhance our position through our ongoing product development, commercial strategy, potential new products and ongoing collaborations and partnerships with key thought leaders.

## **Intellectual Property**

Protection of our intellectual property is a strategic priority for our business. We rely on a combination of patents, trademark, copyright, trade secret and other intellectual property rights protection and contractual restrictions to protect our proprietary technologies.



### ***Patented Technologies***

The patents owned and in-licensed by us provide comprehensive coverage of our sample preparation, peptide sequencing and nucleic acid sequencing devices and are directed to aspects including sample preparation, instrument and laser light source architecture, pixel design, waveguide architecture, lifetime discrimination methods, machine learning, and surface chemistry. We have developed a portfolio of issued patents and pending patent applications directed to commercial products and technologies for potential development. We believe that our intellectual property is a core strength of our business, and our strategy includes the continued development of our patent portfolio.

### ***Patent Portfolio***

As of December 31, 2022, we owned 214 issued patents and 797 pending patent applications. Of our 214 issued patents, 61 were issued U.S. utility patents. Of our 797 pending patent applications, 124 were pending U.S. utility patent applications, 4 of which were allowed. In addition, we owned 153 issued patents in foreign jurisdictions, including Australia, Europe, Japan, China, Brazil, Hong Kong, Mexico, Taiwan, Korea, and India, and 673 pending patent applications in foreign jurisdictions, including Australia, Canada, Europe, Japan, China, Brazil, Hong Kong, Mexico, Taiwan, Korea, India, Malaysia, Singapore, and Thailand, 16 of which were allowed. In total, we owned 115 patent families generally directed to our sample preparation, peptide sequencing and nucleic acid sequencing devices. These issued patents and pending patent applications (if they were to issue as patents) have expected expiration dates ranging between 2025 and 2042.

### ***Trademark Portfolio***

We also protect important marks through trademark registrations. As of December 31, 2022, we owned 43 trademark registrations and 56 trademark applications, of which 14 are U.S. trademark applications. 12 of the U.S. trademark applications have been allowed.

### ***Other Intellectual Property***

In addition to patents, we also rely on trade secrets, technical know-how and continuing innovation to develop and maintain our competitive position. We seek to protect our proprietary information and other intellectual property by generally requiring our employees, consultants, contractors, suppliers, outside scientific collaborators and other advisors to execute non-disclosure and assignment of invention agreements on commencement of their employment or engagement. Agreements with our employees also forbid them from using or incorporating the proprietary rights of third parties during their engagement with us.

We also generally require confidentiality or material transfer agreements from third parties that receive our confidential data or materials.

### ***Licensed Intellectual Property***

We have entered into exclusive and non-exclusive licenses in the ordinary course of business relating to our technologies or other intellectual property rights or assets.

## **Government Regulation**

### ***Life Sciences Research Use Only Technologies***

Our protein sequencing products are currently intended for RUO applications, although the systems may provide data to customers and other third parties that are themselves engaged in the research and development of potential diagnostic and therapeutic products and services for which they may later pursue clearance, authorization or approval from regulatory authorities, such as the U.S. Food and Drug Administration (“FDA”). All our products will be labeled “For Research Use Only,” and, will be sold to academic and research life sciences institutions that conduct basic and translational research, and biopharmaceutical and biotechnology companies for non-diagnostic and non-clinical purposes.

Under a long-standing FDA regulation, products that are intended for RUO and are labeled as RUO are not regulated by the FDA as IVD devices and are not subject to the regulatory requirements discussed below for clinical diagnostic products. RUO products may therefore be used or distributed for research use without first obtaining FDA clearance,

authorization, or approval. Such products must bear the statement: “For Research Use Only. Not for Use in Diagnostic Procedures.” RUO products also cannot make any claims related to safety, effectiveness or diagnostic utility, and they cannot be intended for human clinical diagnostic use.

Accordingly, a product labeled RUO but intended or promoted for clinical diagnostic use may be viewed by the FDA as adulterated and misbranded under the Federal Food, Drug, and Cosmetic Act (“FDCA”) and subject to FDA enforcement action. The FDA will consider the totality of the circumstances surrounding distribution and use of an RUO product, including how the product is marketed and to whom, when determining its intended use. If the FDA disagrees with a company’s RUO status for its product, the company may be subject to FDA enforcement activities, including, without limitation, requiring the company to seek clearance, authorization or approval for the product.

### *Clinical Diagnostics in the United States*

In the United States, medical devices are subject to extensive regulation by the FDA under the FDCA and its implementing regulations, and other federal and state statutes and regulations. The laws and regulations govern, among other things, medical device design and development, pre-clinical and clinical testing, pre-market clearance, authorization or approval, establishment registration and product listing, product manufacturing, product packaging and labeling, product storage, advertising and promotion, product distribution, recalls and field actions, servicing and post-market clinical surveillance. A number of U.S. states also impose licensing and compliance regimes on companies that manufacture or distribute prescription devices into or within the state.

The Federal Trade Commission (“FTC”) also oversees the advertising and promotion of our current and future products pursuant to its broad authority to police deceptive advertising for goods or services within the United States. Under the Federal Trade Commission Act, the FTC is empowered, among other things, to (a) prevent unfair methods of competition and unfair or deceptive acts or practices in or affecting commerce; (b) seek monetary redress and other relief for conduct injurious to consumers; and (c) gather and compile information and conduct investigations relating to the organization, business, practices, and management of entities engaged in commerce. In the context of performance claims for products such as our goods and services, compliance with the FTC Act includes ensuring that there is scientific data to substantiate the claims being made, that the advertising is neither false nor misleading, and that any user testimonials or endorsements we or our agents disseminate related to the goods or services comply with disclosure and other regulatory requirements. In addition, with respect to any of our future products that are marketed as *in vitro* diagnostic or clinical products, FDA’s regulations applicable to medical device products prohibit them from being promoted for uses not within the scope of a given product’s intended use(s), among other promotional and labeling rules applicable to products subject to the FDCA.

When our products are marketed for clinical or diagnostic uses, they will be regulated by the FDA as IVD medical devices. The FDCA and FDA’s implementing regulations define a medical device as an instrument, apparatus, implement, machine, contrivance, implant, in vitro reagent or other similar or related article, including any component part or accessory, which is (i) intended for use in the diagnosis of disease or other conditions, or in the cure, mitigation, treatment, or prevention of disease, in man or other animals, or (ii) intended to affect the structure or any function of the body of man or other animals and which does not achieve any of its primary intended purposes through chemical action within or on the body of man or other animals and which is not dependent upon being metabolized for the achievement of any of its primary intended purposes. IVDs are a type of medical device and include reagents and instruments used in the diagnosis or detection of diseases, conditions or infections, including, without limitation, the presence of certain chemicals, genetic information or other biomarkers. Predictive, prognostic, and screening tests can also be IVDs. Medical devices, including IVD products, must undergo pre-market review by and receive clearance, authorization, or approval from the FDA prior to commercialization, unless the device is of a type exempted from such review by statute, regulation, or an FDA exercise of enforcement discretion. The FDA classifies medical devices into three classes based on risk. Regulatory control increases from Class I (lowest risk) to Class III (highest risk). The FDA generally must clear or approve the commercial sale of most new medical devices that fall within product categories designated as Class II and III. Commercial sales of most Class II and III medical devices within the United States must be preceded either by pre-market notification and FDA clearance pursuant to Section 510(k) of the FDCA (Class II) or by the granting of a pre-market approval (“PMA”) (Class III), after a pre-market application is submitted. Both 510(k) notifications and PMA applications must be submitted to FDA with significant user fees, although reduced fees for small businesses are available. Class I devices are generally exempt from pre-market review and notification, as are some moderate-risk Class II devices. Manufacturers of all classes of devices must comply with FDA’s Quality System Regulation (“QSR”), establishment registration, medical device listing, labeling requirements, and medical device reporting (“MDR”) regulations, which are collectively referred to

as medical device general controls. Class II devices may also be subject to special controls such as performance standards, post-market surveillance, FDA guidelines, or particularized labeling. Some Class I and Class II devices may be exempted by regulation from the requirement of compliance with substantially all of the QSR.

Moreover, as electronic and digital medical devices have become increasingly connected to the Internet, hospital networks, and other medical devices to provide features that improve health care and patient accessibility, FDA and other regulatory authorities have recognized that those same features also increase the risk of potential cybersecurity threats. These types of medical devices may be vulnerable to security breaches, potentially impacting the safety and effectiveness of the device, and accordingly device manufacturers are responsible for identifying cybersecurity risks and hazards associated with their products. In recent years, the FDA has increased its scrutiny of this issue as part of the review and marketing authorization process for new medical devices; the agency also monitors reports of cybersecurity risks as part of its post-marketing device surveillance activities. In addition, as part of the Consolidated Appropriations Act for 2023, signed into law on December 29, 2022 (P.L. 117-328), Congress created new pre-market requirements for developers of “cyber devices,” defined as medical devices that include software, connect to the Internet, and contain any technological features that could be vulnerable to cybersecurity threats.

#### *510(k) Clearance Pathway*

A 510(k) pre-market notification must contain information sufficient to demonstrate that the new device is substantially equivalent to a device commercially distributed prior to May 28, 1976 or to a device that has been determined by the FDA to be substantially equivalent to such a so-called “pre-amendments” device. To obtain 510(k) clearance for a non-exempt Class II device, the product developer must submit a pre-market notification to the FDA demonstrating that its product is substantially equivalent to such a predicate device. The FDA’s 510(k) clearance process generally takes from three to twelve months from the date the application is submitted, but it may take significantly longer if FDA has significant questions or needs more information about the new device or its manufacturing or quality controls.

As part of the 510(k) notification process for Class II devices that have an existing classification regulation available for purposes of the regulatory filing, the FDA may require the following:

- Development of comprehensive product description and indications for use.
- Completion of extensive nonclinical tests and/or animal studies, performed in accordance with the FDA’s Good Laboratory Practice (“GLP”) regulations, as well as any performance standards or other testing requirements established by the FDA through regulations or device-specific guidance.
- Comprehensive review of one or more predicate devices and development of data supporting the new product’s substantial equivalence to such predicate devices.

Assuming successful completion of all required testing, a detailed 510(k) notification is submitted to the FDA requesting clearance to market the product. This pre-market notification includes all relevant data from pertinent nonclinical studies and clinical trials (if applicable), together with detailed information relating to the product’s manufacturing controls and proposed labeling, and other relevant documentation. The FDA evaluates all 510(k) submissions prior to filing for substantive review based on specific acceptance criteria and may issue a refuse-to-accept notification if the submission is deficient with respect to any of the established criteria. If the FDA determines that the applicant’s device is substantially equivalent to the identified predicate device(s), the agency will issue a 510(k) clearance letter that authorizes commercial marketing of the device for one or more specific indications for use. If the FDA determines that the applicant’s device is not substantially equivalent to the predicate device(s), the agency will issue a not-substantially-equivalent letter stating that the new device may not be commercially distributed.

After a new medical device receives 510(k) clearance from the FDA, any modification that could significantly affect its safety or effectiveness, or that would constitute a major change in its intended use, requires a new 510(k) clearance or could require the submission of a PMA. The FDA requires each manufacturer to make the determination of whether a device modification requires a new 510(k) notification or PMA in the first instance, but the FDA may review any such decision. If the FDA disagrees with a manufacturer’s decision not to seek a new 510(k) clearance or PMA for a particular change, the FDA may retroactively require the manufacturer to submit a 510(k) pre-market notification or a PMA. The FDA may also require the manufacturer to cease U.S. marketing and/or recall the modified device until 510(k) clearance or PMA approval for the modification is obtained.



### *De Novo Classification*

If a previously unclassified new medical device does not qualify for the 510(k) pre-market notification process because no predicate device to which it is substantially equivalent can be identified, the device is automatically classified into Class III. However, if such a device would be considered low or moderate risk (in other words, it does not rise to the level of requiring the approval of a PMA), it may be eligible for the De Novo classification process. The De Novo classification process allows a device developer to request that the novel medical device be reclassified as either a Class I or Class II device, rather than having it regulated as a high-risk Class III device subject to the PMA requirements. If the manufacturer seeks reclassification into Class II, the classification request must include a draft proposal for special controls that are necessary to provide a reasonable assurance of the safety and effectiveness of the medical device.

Under the FDCA, the FDA is required to classify a device within 120 days following receipt of the De Novo classification request from an applicant; however, the most recent FDA performance review goals state that in fiscal year 2023, the FDA will attempt to issue a decision within 150 days of receipt on 70% of all De Novo classification requests received during the year. De Novo classification requests are subject to user fees, unless a specific exemption applies (over \$132,000 in fiscal year 2023).

As with the 510(k) pre-market notification process described above, any modification to a device authorized through the De Novo process that could significantly affect the safety or effectiveness of such device, or that would constitute a major change in its intended use, requires a new 510(k) clearance or could require the submission of a PMA.

As an alternative to the De Novo classification process, a company could also file a reclassification petition seeking to change the automatic Class III designation of a novel post-amendment device under Section 513(f)(3) of the FDCA. The FDA can also initiate reclassification of an existing device type on its own initiative. To reclassify a device under Section 513(e) of the FDCA, the FDA must first publish a proposed reclassification order that includes a summary of the valid scientific evidence that supports the reclassification; convene a device classification panel meeting; and consider comments to the public docket before it then publishes a final reclassification order in the Federal Register.

### *Pre-market Approval Pathway*

Products classified by the FDA as Class III generally require marketing approval via a PMA. A PMA application must be supported by valid scientific evidence, which typically requires extensive data, including technical, nonclinical, clinical, manufacturing and labeling data, to demonstrate to the FDA's satisfaction the safety and efficacy of the device for its intended use(s). A PMA application also must include a complete description of the device and its components, a detailed description of the methods, facilities and controls used to manufacture the device, and proposed labeling. After a PMA application is submitted and found to be sufficiently complete, it is considered "filed" and the FDA begins an in-depth review of the submitted information. During this substantive review period, the FDA may request additional information or clarification of information already provided. Also, during the review period, an advisory panel of experts from outside the FDA may be convened to review and evaluate the application and provide recommendations to the FDA. In addition, the FDA generally will conduct a pre-approval inspection of the manufacturing facility to evaluate compliance with the QSR, which requires manufacturers to implement and follow design, testing, control, documentation and other quality assurance procedures.

FDA review of a PMA application is required to be completed within 180 days of the application's filing date although the process generally takes between one and three years, but may take significantly longer. The current user fee agreement between the FDA and the medical device industry sets as a target for PMA reviews to be completed in under one year. The FDA can delay, limit or deny approval of a PMA application for many reasons, including:

- the product may not be safe or effective for its intended use(s) to the FDA's satisfaction;
- the data from the applicant's nonclinical studies and clinical trials may be insufficient to support approval;
- the manufacturing process or facilities that the applicant uses may not meet applicable requirements; and
- changes in FDA approval policies or adoption of new regulations may require additional data to demonstrate the safety or effectiveness of the device.

If an FDA evaluation of a PMA application or manufacturing facilities is favorable, the FDA will either issue an approval letter, or approvable letter, which usually contains a number of conditions which must be met in order to secure final approval of the PMA. When and if those conditions have been fulfilled to the satisfaction of the FDA,

the agency will issue a PMA approval letter authorizing commercial marketing of a device, subject to the conditions of approval and the limitations established in the approval letter. If the FDA's evaluation of a PMA application or manufacturing facilities is not favorable, the FDA will deny approval of the PMA or issue a not approvable letter.

The FDA may also determine that additional trials are necessary, in which case the PMA approval may be delayed for several months or years while the trials are conducted and data is submitted in an amendment to the PMA. The PMA process can be expensive, uncertain and lengthy. PMA approval may also be granted with post-approval requirements such as the need for additional patient follow-up for an indefinite period of time.

New PMA applications or PMA supplements may be required for modifications to the manufacturing process, labeling, device specifications, materials or design of a device that is approved through the PMA process. PMA supplements often require submission of the same type of information as an initial PMA application, except that the supplement is limited to information needed to support any changes from the device covered by the approved PMA application and may or may not require as extensive clinical data or the convening of an advisory panel.

### *Clinical Investigations Using Devices in Development*

Clinical trials are almost always required to support a PMA application and are sometimes required for a De Novo classification request or 510(k) pre-market notification. In order to conduct a clinical investigation involving human subjects for the purpose of demonstrating the safety and effectiveness of a medical device, an investigator acting on behalf of the company must, among other things, apply for and obtain Institutional Review Board ("IRB") approval of the proposed investigation. In addition, if the clinical study involves a "significant risk" (as defined by the FDA) to human health, the company sponsoring the investigation (referred to as the "sponsor") must also submit and obtain FDA approval of an Investigational Device Exemption ("IDE") application. An IDE application must be supported by appropriate data, such as animal and laboratory testing results, showing that it is safe to test the device in humans and that the testing protocol is scientifically sound. The IDE application must be approved in advance by the FDA for a specified number of study participants, unless the product is deemed a non-significant risk device and eligible for abbreviated IDE requirements. Generally, clinical trials for a significant risk device may begin once the IDE application is approved by the FDA and the study protocol and informed consent are approved by a duly-appointed IRB for each clinical trial site. Most clinical studies of IVDs are exempt from the IDE requirements, if certain requirements are met.

FDA's IDE regulations govern investigational device labeling, prohibit promotion, and specify an array of Good Clinical Practice, or GCP, requirements, which include, among other things, recordkeeping, reporting and monitoring responsibilities of study sponsors and study investigators. Clinical trials must further comply with the FDA's regulations for IRB approval and for informed consent and other human subject protections. Required records and reports are subject to inspection by the FDA. The results of clinical testing may be unfavorable or, even if the intended safety and efficacy success criteria are achieved, may not be considered sufficient for the FDA to grant approval or clearance of a product.

The Consolidated Appropriations Act for 2023 also recently amended the FDCA to require sponsors of most clinical studies of investigational medical devices intended to support marketing authorization to develop and submit a diversity action plan for such clinical trial. The action plan must include the sponsor's diversity goals for enrollment, as well as a rationale for the goals and a description of how the sponsor will meet them. Depending on the type of medical device investigation, such diversity action plans would be submitted with the sponsor's IDE application or with the device's pre-market submission (in the case of human studies that may be IDE exempt). It is unknown at this time how the diversity action plan may affect the planning and timing of medical device investigations or what specific information FDA will expect in such plans, but if FDA objects to a sponsor's diversity action plan, it may delay trial initiation or review of the pre-market submission.

The commencement or completion of any clinical trials may be delayed or halted, or be inadequate to support approval of a PMA application (or FDA's grant of a De Novo classification request or clearance of a 510(k) notification, as applicable), for numerous reasons, including, but not limited to, the following:

- the FDA, the IRB(s), or other regulatory authorities do not approve a clinical trial protocol or a clinical trial, or place a clinical trial on hold;
- participants do not enroll in clinical trials at the expected rate;
- participants do not comply with trial protocols;

- participant follow-up is not at the expected rate;
- participants experience adverse side effects;
- participants die during a clinical trial, even though their death may not be related to the investigational products;
- third-party clinical investigators decline to participate in a trial or do not perform a trial on the sponsor's anticipated schedule or consistent with the clinical trial protocol, GCPs or other FDA requirements;
- the sponsor or third-party organizations do not perform data collection, monitoring and analysis in a timely or accurate manner or consistent with the clinical trial protocol or investigational or statistical plans;
- third-party clinical investigators have significant financial interests related to the sponsor or the study that the FDA deems to make the study results unreliable, or the sponsor or investigators fail to disclose such interests;
- unfavorable regulatory inspections of the sponsor's clinical trial sites or manufacturing facilities, which may, among other things, require the sponsor to undertake corrective action or suspend or terminate the sponsor's clinical trials;
- changes in governmental regulations or administrative actions applicable to the sponsor's trial protocols;
- the interim or final results of the clinical trial are inconclusive or unfavorable as to safety or effectiveness; and
- the FDA concludes that the results from the sponsor's trial and/or trial design are inadequate to demonstrate safety and effectiveness of the product.

#### *Ongoing Post-Market Regulatory Requirements and FDA Enforcement*

After a medical device is authorized for marketing and placed in commercial distribution (or, for 510(k)-exempt products, placed into commerce without first obtaining FDA clearance or approval), numerous regulatory requirements apply. These general controls that must be met for all device classes include:

- establishment registration and device listing;
- the QSR, which requires manufacturers, including third-party manufacturers, to follow design, testing, control, storage, supplier/contractor selection, complaint handling, documentation and other quality assurance procedures;
- labeling regulations, which govern the mandatory elements of the device labels and packaging (including Unique Device Identifier markings for certain categories of products);
- FDA's prohibitions against the promotion of products for uncleared, unapproved or "off-label" uses and other requirements related to promotional activities;
- the MDR regulations, which require that manufacturers report to the FDA if a device may have caused or contributed to a death or serious injury or malfunctioned in a way that would likely cause or contribute to a death or serious injury if it were to recur;
- voluntary and mandatory device recalls addressing problems when a device is defective and/or could be a risk to health;
- correction and removal reporting regulations, which require that manufacturers report to the FDA field corrections and product recalls or removals if undertaken to reduce a risk to health posed by the device or to remedy a violation of the FDCA that may present a risk to health; and
- post-market surveillance regulations, which apply to certain Class II or III devices when necessary to protect the public health or to provide additional safety and effectiveness data for the device.

To ensure compliance with regulatory requirements, medical device manufacturers are subject to market surveillance and periodic, pre-scheduled and unannounced inspections by the FDA and certain state authorities. Failure to comply with applicable regulatory requirements can result in enforcement action by the FDA, which may lead to any of the following sanctions:

- Warning Letters or Untitled Letters that require corrective action;
- fines and civil penalties;

- unanticipated expenditures;
- delays in approving/clearing or refusal to approve/clear any of our future products;
- FDA refusal to issue certificates to foreign governments needed to export our products for sale in other countries;
- suspension or withdrawal of FDA approval or clearance (as may be applicable);
- product recall or seizure;
- partial suspension or total shutdown of production;
- operating restrictions;
- injunctions or consent decrees; and
- civil or criminal prosecution.

We, any contract manufacturers, and some suppliers of components or device accessories would also be required to manufacture medical device products in compliance with current Good Manufacturing Practice requirements set forth in the QSR, unless explicitly exempted by regulation, should we develop and seek regulatory authorization for one or more diagnostic intended uses for our products. The QSR requires a quality system for the design, manufacture, packaging, labeling, storage, installation and servicing of marketed devices, and includes extensive requirements with respect to quality management and organization, device design, buildings, equipment, purchase and handling of components or services, production and process controls, packaging and labeling controls, device evaluation, distribution, installation, complaint handling, servicing, and record keeping. The FDA evaluates compliance with the QSR through periodic pre-scheduled or unannounced inspections that may include registered manufacturing facilities. Following such inspections, FDA may issue reports known as Forms FDA 483 or Notices of Inspectional Observations, which list instances where the FDA inspector believes the manufacturer has failed to comply with applicable regulations and/or procedures. If the observations are sufficiently serious or the manufacturer fails to respond appropriately, the FDA may issue Warning Letters, which are notices of intended enforcement actions against the manufacturer. For less serious violations that may not rise to the level of regulatory significance, FDA may issue Untitled Letters. The FDA may take more significant administrative or legal action if a manufacturer continues to be in substantial noncompliance with applicable regulations.

For example, if the FDA believes a medical device developer or any of its contract manufacturers or regulated suppliers are not in compliance with these requirements and patients are being subjected to serious risks, the agency can shut down manufacturing operations, require recalls of medical device products, refuse to approve new marketing applications for future products, initiate legal proceedings to detain or seize products, enjoin future violations, or assess civil and criminal penalties against a manufacturer or its officers or other employees.

### ***U.S. Fraud and Abuse Laws and Other Compliance Requirements***

Successfully commercializing a medical device or technology depends not on only FDA authorization, but also on broad health insurance or third party payor coverage. Government and private payors institute coverage criteria to ensure the appropriate utilization of products and services and to control costs. Limited third party payor coverage for a technology or procedure may limit adoption and commercial viability, while broader coverage supports optimal market uptake. Favorable coverage decisions by government payors like Medicare or Medicaid is critical because private payors typically follow the government's lead regarding reimbursement. However, manufacturers whose technology is reimbursed by government payors are subject to various U.S. federal and state laws pertaining to healthcare fraud and abuse. These laws can be implicated by inappropriate sales and marketing arrangements with healthcare providers. Many commonly accepted commercial practices are illegal in the healthcare industry and violations of these laws are punishable by criminal and civil sanctions, including, in some instances, exclusion from participation in U.S. federal and state healthcare programs, including Medicare and Medicaid.

*Anti-kickback Laws.* The federal Anti-Kickback Statute (AKS) prohibits persons from knowingly and willfully soliciting, receiving, offering or paying remuneration directly or indirectly to induce either the referral of an individual, or the furnishing, recommending, or arranging of a good or service, for which payment may be made under a federal healthcare program such as Medicare and Medicaid. A person or entity does not need to have actual knowledge of the AKS or specific intent to violate it to have committed a violation. Certain arrangements are protected from enforcement through AKS safe harbors and exceptions, but an arrangement must meet every element of the applicable safe harbor or exception in order to obtain this protection. The fact that an arrangement does not

meet the requirements of a safe harbor or exception does not mean that it violates the AKS; such arrangements would be subject to a facts and circumstances analysis to determine compliance with the AKS or lack thereof. The definition of “remuneration” has been broadly interpreted to include anything of value, including such items as gifts, discounts, the furnishing of supplies or equipment, credit arrangements, waiver of payments, and providing anything at less than its fair market value. The AKS is broadly interpreted and aggressively enforced with the result that beneficial commercial arrangements can be criminalized in the health care industry because of the AKS. The penalties for violating the federal AKS can be severe, include fines and imprisonment for up to ten years, as well as possible exclusion from federal healthcare programs such as Medicare and Medicaid. Additionally, a claim including items or services resulting from a violation of the AKS constitutes a false or fraudulent claim for purposes of the False Claims Act.

*Federal False Claims Act.* The federal False Claims Act (FCA) prohibits knowingly presenting or causing to be presented a false claim or the knowing use of false statements or records to obtain payment from the federal government. The FCA also prohibits the knowing retention of overpayments (sometimes referred to as “reverse false claims”). When an entity is determined to have violated the FCA, it must pay three times the actual damages sustained by the government, plus mandatory and substantial civil penalties for each separate false claim. The entity also faces the possibility of exclusion from federal health care programs. Suits filed under the False Claims Act, known as “qui tam” actions, can be brought by any individual on behalf of the government and such individuals (known as “relators” or, more commonly, as “whistleblowers”) may share in any amounts paid by the entity to the government in fines or settlement.

*Civil Monetary Penalties Law.* The Civil Monetary Penalties Law (CMPL) authorizes the imposition of substantial civil money penalties and the possibility of exclusion against an entity that engages in certain prohibited activities including but not limited to violations of the Stark Law or Anti-Kickback Statute, knowing submission of a false or fraudulent claim, employment of an excluded individual, and the provision or offer of anything of value to a Medicare or Medicaid beneficiary that the transferring party knows or should know is likely to influence beneficiary selection of a particular provider for which payment may be made in whole or part by a federal health care program, commonly known as the Beneficiary Inducement CMP.

*State Analogs of Federal Fraud and Abuse Laws.* Many U.S. states have their own laws intended to protect against fraud and abuse in the health care industry and more broadly. In some cases, these laws prohibit or regulate additional conduct beyond what federal law affects. Penalties for violating these laws can range from fines to criminal sanctions.

*HIPAA.* The Health Insurance Portability and Accountability Act of 1996, as amended by the American Recovery and Reinvestment Act of 2009, and implementing regulations (“HIPAA”), created two new federal crimes: healthcare fraud and false statements relating to healthcare matters. The healthcare fraud statute prohibits knowingly and willfully executing a scheme to defraud any healthcare benefit program, including private payors. A violation of this statute is a felony and may result in fines, imprisonment or exclusion from government sponsored programs. The false statements statute prohibits knowingly and willfully falsifying, concealing or covering up a material fact or making any materially false, fictitious or fraudulent statement in connection with the delivery of or payment for healthcare benefits, items or services.

*FCPA and Other Anti-Bribery and Anti-Corruption Laws.* The U.S. Foreign Corrupt Practices Act (“FCPA”) prohibits U.S. corporations and their representatives from offering, promising, authorizing or making payments to any foreign government official, government staff member, political party or political candidate in an attempt to obtain or retain business abroad. The scope of the FCPA would include interactions with certain healthcare professionals or organizations in many countries. Our present and future business has been and will continue to be subject to various other U.S. and foreign laws, rules and/or regulations.

*Physician Payment Sunshine Act.* Manufacturers of U.S. FDA-regulated devices reimbursable by federal healthcare programs are subject to the Physician Payment Sunshine Act, which requires manufacturers to track and annually report certain payments and other transfers of value made to U.S.-licensed physicians, certain advanced non-physician healthcare practitioners, or U.S. teaching hospitals. Manufacturers are also required to report certain ownership interests held by physicians and their immediate family members. The law carries penalties of up to \$1.15 million per year for violations, depending on the circumstances, and payments reported also have the potential to draw scrutiny on payments to and relationships with physicians, which may have implications under the Anti-Kickback Statute, Stark Law and other healthcare laws.



In addition, there has been a recent trend of increased federal and state regulation of payments and other transfers of value provided to healthcare professionals and entities. Similar to the federal law, certain states also have adopted marketing and/or transparency laws relevant to device manufacturers, some of which are broader in scope. Certain states also mandate that device manufacturers implement compliance programs. Other states impose restrictions on device manufacturer marketing practices and require tracking and reporting of gifts, compensation, and other remuneration to healthcare professionals and entities. The need to build and maintain a robust compliance program with different compliance and/or reporting requirements increases the possibility that a healthcare company may violate one or more of the requirements, resulting in fines and penalties.

### *U.S. and European Data Security and Data Privacy Laws*

HIPAA, as well as a number of other federal and state privacy-related laws, extensively regulate the use and disclosure of individually identifiable health information, known as “protected health information” or “PHI”.

HIPAA applies to health plans, healthcare providers who engage in certain standard healthcare transactions electronically, such as electronic billing, and healthcare clearinghouses, all of which are referred to as “covered entities” under HIPAA. State imposed health information privacy and security laws typically apply based on licensure, for example, licensed providers or licensed entities are limited in their ability to use and share health information.

Additionally, all states have enacted legislation protecting the privacy and security of “personal information” such as identifiable financial or health information, social security number and credit card information. These laws overlap and apply simultaneously with federal privacy and security requirements and regulated entities must comply with all of them. The California Consumer Privacy Act (“CCPA”) that went into effect January 1, 2020, is one of the most restrictive state privacy laws, protecting a wide variety of personal information and granting significant rights to California residents with respect to their personal information. Regulations under CCPA have been modified several times. Additionally, a new privacy law, the California Privacy Rights Act, (“CPRA”) was approved by California voters in the election of November 3, 2020 and went into effect in January of 2023 modifying CCPA significantly, potentially resulting in further uncertainty, additional costs and expenses stemming from efforts to comply, and additional potential for harm and liability for failure to comply. Among other things, the CPRA established a new regulatory authority, the California Privacy Protection Agency, which will be enacting new regulations and will have expanded enforcement authority. Other states in the U.S. are considering privacy laws similar to CCPA. In February 2021, Virginia and Colorado enacted similar data protection laws and other U.S. states have proposals under consideration, increasing the regulatory compliance risk. In dealing with health information for the development of our technology or for commercial purposes, we will be indirectly affected by HIPAA and state-imposed health information privacy and security laws because these laws regulate the ability of our potential customers and research collaborators to share health information with us. Additionally, we must identify and comply with all applicable state laws for the protection of personal information with respect to employee information or other personal information that we collect.

In the European Union, increasingly stringent data protection and privacy rules that have and will continue to have substantial impact on the use of personal and patient data across the healthcare industry became stronger in May 2018. The EU General Data Protection Regulation (“GDPR”) applies across the European Union and includes, among other things, a requirement for prompt notice of data breaches to data subjects and supervisory authorities in certain circumstances and significant fines for non-compliance. The GDPR fine framework can be up to 20 million euros, or up to 4% of the company’s total global turnover of the preceding fiscal year, whichever is higher. The GDPR sets out a number of requirements that must be complied with when handling the personal data of such European Union based data subjects including: providing expanded disclosures about how their personal data will be used; higher standards for organizations to demonstrate that they have obtained valid consent or have another legal basis in place to justify their data processing activities; the obligation to appoint data protection officers in certain circumstances; new rights for individuals to be “forgotten” and rights to data portability, as well as enhanced current rights (e.g., access requests); the principal of accountability and demonstrating compliance through policies, procedures, training and audit; and the new mandatory data breach regime. In particular, medical or health data, genetic data and biometric data where the latter is used to uniquely identify an individual are all classified as “special category” data under the GDPR and are afforded greater protection and require additional compliance obligations. Noncompliance could result in the imposition of fines, penalties, or orders to stop noncompliant activities. We may be subject to GDPR if we undertake operations in the EU, offer products or services to individuals in the EU or monitor the behavior of individuals within the EU.

We could also be subject to evolving European Union laws on data export, for transfers of data outside the European Union to us, group companies or third parties. The GDPR only permits exports of data outside the European Union to jurisdictions that ensure an adequate level of data protection. The United States has not been deemed to offer an adequate level of protection, so in order for us to transfer personal data from the EU to the United States, we must identify a legal basis for data transfer (e.g., the European Union Commission approved Standard Contractual Clauses). On July 16, 2020, the Court of Justice of the European Union or the CJEU, issued a landmark opinion in the case *Maximilian Schrems vs. Facebook* (Case C-311/18), called *Schrems II*. This decision (a) calls into question commonly relied upon data transfer mechanisms as between the European Union member states and the United States (such as the Standard Contractual Clauses) and (b) invalidates the EU-U.S. Privacy Shield on which many companies had relied as an acceptable mechanism for transferring such data from the EU to the United States. The CJEU is the highest court in Europe and the *Schrems II* decision heightens the burden on data importers to assess U.S. national security laws on their business and future actions of European Union data protection authorities are difficult to predict. Consequently, there is some risk of data transfers from the EU being halted. If we have to rely on third parties to carry out services for us, including the processing of personal data on our behalf, we are required under the GDPR to enter into contractual arrangements to help ensure that these third parties only process such data according to our instructions and have sufficient security measures in place. Any security breach or non-compliance with our contractual terms or breach of applicable law by such third parties could result in enforcement actions, litigation, fines and penalties or adverse publicity and could cause customers to lose trust in us, which would have an adverse impact on our reputation and business.

Further, the United Kingdom's decision to leave the European Union, often referred to as Brexit, has created uncertainty with regard to data protection regulation in the United Kingdom. In particular, while the Data Protection Act of 2018 that "implements" and complements the GDPR achieved Royal Assent on May 23, 2018 and is now effective in the United Kingdom, it is still unclear whether transfer of data from the European Economic Area to the United Kingdom will remain lawful under GDPR.

#### ***Other Governmental Regulation***

We are subject to laws and regulations related to the protection of the environment, the health and safety of employees and the handling, transportation and disposal of medical specimens, infectious and hazardous waste and radioactive materials. For example, the U.S. Occupational Safety and Health Administration ("OSHA") has established extensive requirements relating specifically to workplace safety for employers in the United States. This includes requirements to develop and implement multi-faceted programs to protect workers from exposure to blood-borne pathogens, including preventing or minimizing any exposure through needle stick injuries. For purposes of transportation, some biological materials and laboratory supplies are classified as hazardous materials and are subject to regulation by one or more of the following agencies: the U.S. Department of Transportation, the U.S. Public Health Service, the United States Postal Service and the International Air Transport Association. We generally use third-party vendors to dispose of regulated medical waste, hazardous waste and radioactive materials that we may use during our research.

#### ***International Laws and Regulations for IVD Products***

Whether or not we obtain FDA marketing authorization for a clinical diagnostic product in the future, we must still obtain the requisite approvals from regulatory authorities in non-U.S. countries prior to the marketing of any product for clinical diagnostic use in those countries. The regulations in other jurisdictions vary from those in the United States and may be easier or more difficult to satisfy and are subject to change. For example, the European Union ("EU") recently published new regulations that will result in greater regulation of medical devices and IVDs. This new IVD regulation (the "new IVD Regulation") is significantly different from the European directive for *in vitro* diagnostic products (the "IVD Directive") that it replaces in that it will ensure that the new requirements apply uniformly and on the same schedule across the member states, include a risk-based classification system and increase the requirements for conformity assessment. The new IVD Regulation became effective in May 2022 and, among other things, it introduces a new risk classification system and requirements for conformity assessments. The major goals of the new IVD Regulation include standardizing diagnostic procedures within the EU, increasing reliability of diagnostic analysis, and enhancing patient safety. As of December 2022, the European Commission was considering various proposals to amend the regulations in response to concerns about implementation challenges and potential disruptions in the supply of critical medical products.

Outside of the European Union, regulatory authorization needs to be sought on a country-by-country basis in order for us to market any clinical diagnostic products. Some countries have adopted medical device regulatory regimes, such as the Classification Rules for Medical Devices published by the Hong Kong Department of Health, the Health Sciences Authority of Singapore regulation of medical devices under the Health Products Act, and Health Canada's risk classification system for invasive devices, among others, that incorporate IVD products like the FDA's current system. Each country may have its own processes and requirements for IVD licensing, approval/clearance, and regulation, therefore requiring us to seek any regulatory approvals on a country- by-country basis.

### **Corporate Information**

HighCape was incorporated in Delaware in June 2020. It was formed for the purpose of entering into a merger, capital stock exchange, asset acquisition, stock purchase, reorganization or similar business combination with one or more businesses. Legacy Quantum-Si was incorporated under the laws of the State of Delaware on June 24, 2013. On June 10, 2021, HighCape and Legacy Quantum-Si completed the Business Combination, pursuant to which Legacy Quantum-Si became a wholly owned subsidiary of HighCape, HighCape's corporate name was changed to Quantum-Si Incorporated and the business of Legacy Quantum-Si became the business of the Company. Our principal executive offices are located at 530 Old Whitfield Street, Guilford, Connecticut 06437, and our telephone number is (866) 688-7374.

### **Legal Proceedings**

As of December 31, 2022, we were not a party to any material legal proceedings.

### **Information Available on the Internet**

Our internet address is <https://www.quantum-si.com>, to which we regularly post copies of our press releases as well as additional information about us. Our annual reports on Form 10-K, quarterly reports on Form 10-Q, current reports on Form 8-K, and all amendments to those reports, will be available to you free of charge through the Investor Relations section of our website as soon as reasonably practicable after such materials have been electronically filed with, or furnished to, the Securities and Exchange Commission ("SEC"). The SEC maintains an internet site (<http://www.sec.gov>) that contains reports, proxy and information statements, and other information regarding issuers that file electronically with the SEC. We include our web site address in this Annual Report on Form 10-K only as an inactive textual reference. The information contained in our website does not constitute a part of this report or our other filings with the SEC.



## ITEM 1A. RISK FACTORS

*Careful consideration should be given to the following risk factors, in addition to the other information set forth in this Annual Report, including the section of this Annual Report titled “Management’s Discussion and Analysis of Financial Condition and Results of Operations” and our consolidated financial statements and related notes, and in other documents that we file with the SEC, in evaluating our company and our business. Investing in our securities involves a high degree of risk. If any of the events described in the following risk factors actually occur, our business, financial condition, results of operations and future growth prospects could be materially and adversely affected, and the trading price of our securities could decline. Our actual results could differ materially from those anticipated in the forward-looking statements as a result of factors that are described below and elsewhere in this Annual Report on Form 10-K.*

Unless the context otherwise requires, references in this section to “we”, “us”, “our,”, the “Company” and “Quantum-Si” refer to Quantum-Si Incorporated and its subsidiaries following the Business Combination, or to Legacy Quantum-Si or HighCape prior to the Business Combination, as the case may be.

### **Risks Related to Our Financial Condition and Capital Requirements**

***We are an early-stage life sciences technology company with a history of net losses, which we expect to continue, and we may not be able to generate meaningful revenues or achieve and sustain profitability in the future.***

We are an early-stage life sciences technology company and have incurred significant losses since Legacy Quantum-Si was formed in 2013, and expect to continue to incur losses in the future. We incurred net losses of \$132.4 million, \$95.0 million and \$36.6 million in the years ended December 31, 2022, 2021 and 2020, respectively. As of December 31, 2022, we had an accumulated deficit of \$399.7 million. These losses and accumulated deficit were primarily due to the substantial investments made to develop and improve our technology. Over the next several years, we expect to continue to devote substantially all of our resources towards continuing development and future commercialization of our products and research and development efforts for additional products. These efforts may prove more costly than we currently anticipate. In December 2022, we launched Platinum™ for RUO, and to date we have not generated product revenue and may never generate revenue sufficient to offset our expenses. In addition, as a public company, we incur significant legal, accounting, administrative, insurance and other expenses that we did not previously incur as a private company. Accordingly, we cannot assure you that we will achieve profitability in the future or that, if we do become profitable, we will sustain profitability.

***We have a limited operating history, which may make it difficult to evaluate the prospects for our future viability and predict our future performance. As such, you cannot rely upon our historical operating performance to make an investment or voting decision regarding us.***

We recently commercialized our first product and have not generated revenue to date. Our operations to date have been primarily limited to developing our technology and products. Our prospects must be considered in light of the uncertainties, risks, expenses, and difficulties frequently encountered by companies in their early stages of operations. We have not yet produced our products at scale, established a sales model, or conducted sales and marketing activities necessary for successful product commercialization. Consequently, predictions about our future success or viability are highly uncertain and may not be as accurate as they could be if we had a longer operating history or a company history of successfully developing and commercializing products.

In addition, as a business with a limited operating history, we may encounter unforeseen expenses, difficulties, complications, delays and other known and unknown obstacles. We will eventually need to transition from a company with a focus on research and development to a company capable of supporting commercial activities as well, and we may not be successful in such a transition. We have encountered in the past, and we expect to encounter in the future, risks and uncertainties frequently experienced by growing companies with limited operating histories in emerging and rapidly changing industries. If our assumptions regarding these risks and uncertainties, which we use to plan and operate our business, are incorrect or change, or if we do not address these risks successfully, our results of operations could differ materially from our expectations, and our business, financial condition, results of operations and cash flows could be adversely affected.

***Our operating results may fluctuate significantly in the future, which makes our future operating results difficult to predict and could cause our operating results to fall below expectations or any guidance we may provide.***

Our quarterly and annual operating results may fluctuate significantly, which makes it difficult for us to predict our future operating results. These fluctuations may occur due to a variety of factors, many of which are outside of our control, including, but not limited to:

- the timing and amount of expenditures that we may incur to develop, commercialize or acquire additional products and technologies or for other purposes, such as the expansion of our facilities;
- changes in governmental funding of life sciences research and development or changes that impact budgets or budget cycles;
- seasonal spending patterns of our customers;
- the timing of when we recognize any revenues;
- future accounting pronouncements or changes in our accounting policies;
- the outcome of any future litigation or governmental investigations involving us, our industry or both
- higher than anticipated service, replacement and warranty costs;
- the impact of the COVID-19 pandemic on the economy, investment in life sciences and research industries, our business operations, and resources and operations of our suppliers, distributors and potential customers; an
- general industry, economic and market conditions and other factors, including factors unrelated to our operating performance or the operating performance of our competitors.

The cumulative effects of the factors discussed above could result in large fluctuations and unpredictability in our quarterly and annual operating results. As a result, comparing our operating results on a period-to-period basis may not be meaningful.

This variability and unpredictability could also result in us failing to meet the expectations of industry or financial analysts or investors for any period. If we are unable to commercialize products or generate revenue, or if our operating results fall below the expectations of analysts or investors or below any guidance we may provide, or if any guidance we provide is below the expectations of analysts or investors, it could cause the market price of our Class A common stock to decline.

***We may need to raise additional capital to fund commercialization plans for our products, including manufacturing, sales and marketing activities, expand our investments in research and development, and commercialize new products and applications.***

Our operations have consumed substantial amounts of cash since inception. We expect to spend substantial additional amounts to commercialize our products and to develop new products. We expect to use the funds we received in connection with the Business Combination to further develop and commercialize our products, develop new products, and for working capital and general corporate purposes. As of December 31, 2022, we had cash and cash equivalents and investments in marketable securities totaling \$351.3 million. We expect our cash and cash equivalents and investments in marketable securities will be able to fund our operations for at least the next twelve months. However, this does not reflect the possibility that we may not be able to access a portion of our existing cash and cash equivalents and investments in marketable securities due to market conditions. For example, on March 10, 2023, the Federal Deposit Insurance Corporation, or the FDIC, took control and was appointed receiver of Silicon Valley Bank. If other banks and financial institutions enter receivership or become insolvent in the future in response to financial conditions affecting the banking system and financial markets, our ability to access our cash and cash equivalents and investments in marketable securities may be threatened and could have a material adverse effect on our business and financial condition.

We may require additional capital to develop and commercialize our products and to develop new products. In addition, our operating plans may change as a result of many factors that may currently be unknown to us, and we may need to seek additional funds sooner than planned.

We cannot guarantee that future financing will be available in sufficient amounts or on terms acceptable to us, if at all. Moreover, the terms of any future financing may adversely affect the holdings or the rights of our stockholders and the issuance of additional securities, whether equity or debt, by us, or the possibility of such issuance, may cause

the market price of our Class A common stock to decline. The incurrence of indebtedness could result in increased fixed payment obligations, and we may be required to agree to certain restrictive covenants, such as limitations on our ability to incur additional debt, limitations on our ability to acquire, sell or license intellectual property rights and other operating restrictions that could adversely impact our ability to conduct our business. We could also be required to seek funds through arrangements with collaborative partners or otherwise at an earlier stage than otherwise would be desirable, and we may be required to relinquish rights to some of our technologies or products or otherwise agree to terms that are unfavorable to us, any of which may have a material adverse effect on our business, operating results and prospects. In addition, raising additional capital through the issuance of equity or debt securities would cause dilution to holders of our equity securities and/or increased fixed payment obligations, and may affect the rights of then-existing holders of our equity securities. Furthermore, these securities may have rights senior to those of our Class A common stock and could contain covenants that would restrict our operations and potentially impair our competitiveness, such as limitations on our ability to incur additional debt, limitations on our ability to acquire, sell or license intellectual property rights and other operating restrictions that could adversely impact our ability to conduct our business. Any of these events could significantly harm our business, financial condition and prospects. Even if we believe that we have sufficient funds for our current or future operating plans, we may seek additional capital if market conditions are favorable or if we have specific strategic considerations.

### **Risks Related to Our Business and Industry**

***We recently commercially launched our first product, but we may not be able to successfully commercially launch our products as planned.***

We recently commercially launched our first product, Platinum™ for RUO. We are following a three-phase launch plan for commercialization, which includes an early access limited release phase, the current initial commercial launch phase, and a broad commercial availability phase. Our commercial launch plan may not progress as planned due to:

- the inability to establish the capabilities and value proposition of our products with key opinion leaders in a timely fashion;
- the potential need or desire to modify aspects of our products prior to entering into the second or third phases of our commercial launch plan;
- changing industry or market conditions, customer requirements or competitor offerings over the span of our commercial launch plan;
- delays in building out our sales, customer support and marketing organization as needed for each of the phases of our commercial launch plan; and
- delays in ramping up manufacturing, either internally or through our suppliers to meet the expected demand in each of the phases of our commercial launch plan.

To the extent our commercial launch plan is delayed or unsuccessful, our financial results will be adversely impacted.

***Our success depends on broad scientific and market acceptance, which we may fail to achieve.***

Our ability to achieve and maintain scientific and commercial market acceptance of our products depends and will depend on a number of factors. Our products are and will be subject to market forces and adoption curves common to other new technologies. The market for proteomics and genomics technologies and products is in its early stages of development. If widespread adoption of our products takes longer than anticipated, we will continue to experience operating losses.

The success of life sciences products is due, in large part, to acceptance by the scientific community and their adoption of certain products in the applicable field of research. The life sciences scientific community is often led by a small number of early adopters and key opinion leaders who significantly influence the rest of the community through publications in peer-reviewed journals. In such journal publications, the researchers will describe not only their discoveries, but also the methods, and typically the products used, to fuel such discoveries. Mentions in peer-reviewed journal publications is a driver for the general acceptance of life sciences products, such as our products. During the early access limited release phase of our commercialization launch plan, we collaborated with a small number of key opinion leaders who are highly skilled at evaluating novel technologies and whose feedback helped us solidify our commercialization plans and processes. Ensuring that early adopters and key opinion leaders

publish research involving the use of our products during the early access limited release phase is critical to ensuring our products gain widespread scientific acceptance. In addition, continuing collaborative relationships with such key opinion leaders will be vital to maintaining any market acceptance we achieve. If too few researchers describe the use of our products, too many researchers shift to a competing product and publish research outlining their use of that product or too many researchers negatively describe the use of our products in publications, it may drive customers away from our products and it may delay our progression towards the broad commercial release phase of our commercialization plan.

Other factors in achieving commercial market acceptance, include:

- our ability to market and increase awareness of the capabilities of our products;
- the ability of our products to demonstrate comparable performance in intended use applications broadly in the hands of customers consistent with the early access limited release phase of our commercialization plan;
- our potential customers' willingness to adopt new products and workflows;
- our product's ease of use and whether it reliably provides advantages over other alternative technologies;
- the rate of adoption of our products by academic institutions, laboratories, biopharmaceutical companies and others;
- the prices we charge for our products;
- our ability to develop new products and workflows and solutions for customers;
- if competitors develop and commercialize products that perform similar functions as our products; and
- the impact of our investments in product innovation and commercial growth.

We may not be successful in addressing each of these criteria or other criteria that might affect the market acceptance of Platinum™ and any other products we commercialize. If we are unsuccessful in achieving and maintaining market acceptance of our products, our business, financial condition, results of operations and cash flows will be adversely affected.

***If we are unable to establish sales and marketing capabilities, we may not be successful in commercializing our products.***

We have limited experience as a company in sales and marketing and our ability to achieve profitability depends on us being able to attract customers for our products. Although members of our management team have considerable industry experience, we will be required to expand our sales, marketing, distribution and customer service and support capabilities with the appropriate technical expertise prior to the broad commercial launch of our products. To perform sales, marketing, distribution, and customer service and support successfully, we will face a number of risks, including:

- our ability to attract, retain and manage the sales, marketing and customer service and support force necessary to commercialize and gain market acceptance of our products;
- the time and cost of establishing a specialized sales, marketing and customer service and support force; and
- our sales, marketing and customer service and support force may be unable to initiate and execute successful commercialization activities.

We may seek to enlist one or more third parties to assist with sales, distribution and customer service and support globally or in certain regions of the world. There is no guarantee, if we do seek to enter into such arrangements, that we will be successful in attracting desirable sales and distribution partners or that we will be able to enter into such arrangements on favorable terms. If our sales and marketing efforts, or those of any third-party sales and distribution partners, are not successful, our products may not gain market acceptance, which could materially impact our business operations.

***The size of the markets for our products may be smaller than estimated, and new market opportunities may not develop as quickly as we expect, or at all, limiting our ability to successfully sell our products.***

The market for proteomics and genomics technologies and products is evolving, making it difficult to predict with any accuracy the size of the markets for our current and future products. Our estimates of the total addressable market

for our current and future products are based on a number of internal and third-party estimates and assumptions. In particular, our estimates are based on our expectations that researchers in the market for certain life sciences research tools and technologies will view our products as competitive alternatives to, or better options than, existing tools and technologies. We also expect researchers will recognize the ability of our products to complement, enhance and enable new applications of their current tools and technologies. We expect them to recognize the value proposition offered by our products, enough to purchase our products in addition to the tools and technologies they already own. Underlying each of these expectations are a number of estimates and assumptions that may be incorrect, including the assumptions that government or other sources of funding will continue to be available to life sciences researchers at times and in amounts necessary to allow them to purchase our products and that researchers have sufficient samples and an unmet need for performing proteomics studies at scale across thousands of samples. In addition, sales of new products into new market opportunities may take years to develop and mature and we cannot be certain that these market opportunities will develop as we expect. New life sciences technology may not be adopted until the consistency and accuracy of such technology, method or device has been proven. As a result, the sizes of the annual total addressable market for new markets and new products are even more difficult to predict. Our products are innovative new products, and while we draw comparisons between the evolution and growth of the genomics and proteomics markets, the proteomics market may develop more slowly or differently. While we believe our assumptions and the data underlying our estimates of the total addressable market for our products are reasonable, these assumptions and estimates may not be correct and the conditions supporting our assumptions or estimates, or those underlying the third-party data it has used, may change at any time, thereby reducing the accuracy of our estimates. As a result, our estimates of the total addressable market for our products may be incorrect.

***The COVID-19 pandemic and efforts to reduce its spread have adversely impacted, and are expected to continue to materially and adversely impact our business and operations.***

The COVID-19 pandemic has had, and is expected to continue to have, an adverse impact on our operations, particularly as a result of preventive and precautionary measures that we, other businesses, and governments are taking. Governmental mandates related to COVID-19 or other infectious diseases, or public health crises, have impacted, and we expect them to continue to impact, our personnel and personnel at third-party manufacturing facilities in the United States and other countries, and the availability or cost of materials, which would disrupt or delay our receipt of instruments, components and supplies from the third parties we rely on to, among other things, produce our products. Our suppliers have been impacted by the COVID-19 pandemic, and we have experienced supply delays for critical hardware, instrumentation and medical and testing supplies that we use for product development, as these other components and supplies are otherwise diverted to COVID-19-related testing and other uses.

The COVID-19 pandemic has also had an adverse effect on our ability to attract, recruit, interview and hire at the pace we would typically expect to support our rapidly expanding operations. To the extent that any governmental authority imposes additional regulatory requirements or changes existing laws, regulations, and policies that apply to our business and operations, such as additional workplace safety measures, our product development plans may be delayed, and we may incur further costs in bringing our business and operations into compliance with changing or new laws, regulations, and policies.

In addition, the development and commercialization of our products could be adversely affected by reductions in capacity or shutdowns of laboratories and other institutions as well as other impacts stemming from the COVID-19 pandemic, such as reduced or delayed spending on instruments or consumables as a result of such shutdowns and delays before re-opened laboratories and institutions resume previous levels of research activities that require new purchases of our instruments or consumables; as well as decreases in government funding of research and development; and changes in the amount of funds allocated to different areas of research, that have the effect of increasing the length of the funding process or the impact of the COVID-19 pandemic on our potential customers and their funding sources.

***Environmental, social and governance matters may impact our business and reputation.***

Increasingly, in addition to the importance of their financial performance, companies are being judged by their performance on a variety of environmental, social and governance (“ESG”) matters, which are considered to contribute to the long-term sustainability of companies’ performance.

A variety of organizations measure the performance of companies on such ESG topics, and the results of these assessments are widely publicized. In addition, investment in funds that specialize in companies that perform well



in such assessments are becoming increasingly popular, and major institutional investors have publicly emphasized the importance of such ESG measures to their investment decisions. Topics taken into account in such assessments include, among others, the company's efforts and impacts on climate change and human rights, ethics and compliance with law, and the role of the company's board of directors in supervising various sustainability issues.

The severity and frequency of weather-related natural disasters has been amplified, and is expected to continue to be amplified, by global climate change. Such natural disasters have caused, and in the future may cause, damage to and/or disrupt our operations, which may result in a material adverse effect on our business and results of operations. Our suppliers, vendors and business partners also face similar risks, and any disruption to their operations could have an adverse effect on our supply and manufacturing chain.

Climate change has had significant legislative and regulatory effects on a global basis, and there are expected to be additional changes to the regulations in these areas. These changes could directly increase the cost of energy, which may have an impact on the way we manufacture products or utilize energy to produce our products. In addition, any new regulations or laws in the environmental area might increase the cost of raw materials we use in our products and the cost of compliance. Other regulations in the environmental area may require us to continue to monitor and ensure proper disposal or recycling of our products.

In light of investors' increased focus on ESG matters, there can be no certainty that we will manage such issues successfully, or that we will successfully meet society's expectations as to our proper role. Any failure or perceived failure by us in this regard could have a material adverse effect on our reputation and on our business, share price, financial condition, results of operations or cash flows, including the sustainability of our business over time.

***Unfavorable global economic conditions could adversely affect our business, financial condition or results of operations.***

Our results of operations could be adversely affected by general conditions in the global economy and in the global financial markets, including changes in inflation, interest rates and overall economic conditions and uncertainties. We have experienced pricing increases from our suppliers. To the extent inflation or other factors increase our business costs, it may not be feasible to pass price increases on to our customers or offset higher costs through manufacturing efficiencies. Inflation could also adversely affect the ability of our customers to purchase our products. An economic downturn could result in a variety of risks to our business, including weakened demand for our products and our inability to raise additional capital when needed on acceptable terms, if at all. A weak or declining economy could also result in further constraints on our suppliers or cause future customers to delay making payments for our products. Any of the foregoing could harm our business and we cannot anticipate all of the ways in which the current economic climate and financial market conditions could adversely impact our business.

***Geopolitical conflicts could potentially affect our sales and disrupt our operations and could have a material adverse impact on the Company.***

Geopolitical conflicts, including the ongoing war in Ukraine, could adversely impact our operations or those of our suppliers, manufacturers or customers. The extent to which these events impact our operations will depend on future developments, which are highly uncertain and cannot be predicted with confidence. If the uncertainty surrounding geopolitical conflicts and in the global marketplace continues, or if we, or any of our suppliers, manufacturers or customers encounter any disruptions to our or their respective operations or facilities, then we or they may be prevented or delayed from effectively operating our or their business, respectively, and the marketing and sale of our products and our financial results could be adversely affected.

***If we do not sustain or successfully manage our anticipated growth, our business and prospects will be harmed.***

Our anticipated growth will place significant strains on our management, operational and manufacturing systems and processes, sales and marketing team, financial systems and internal controls and other aspects of our business. As of December 31, 2022, we had 202 employees. We expect that we will need to hire additional accounting, finance and other personnel in connection with the requirements of being a public company. Our management and other personnel will need to devote a substantial amount of time towards maintaining compliance with these requirements and effectively manage these growth activities. We may face challenges integrating, developing and motivating our rapidly growing employee base. To effectively manage our growth, we must continue to improve our operational and manufacturing systems and processes, our financial systems and internal controls and other aspects of our business and continue to effectively expand, train and manage our personnel. If we do not successfully manage our anticipated growth, our business, results of operations, financial condition and prospects will be harmed.

***We are undertaking internal restructuring activities that could result in disruptions to our business or otherwise materially harm our results of operations or financial condition.***

In January 2023, we announced that we committed to an organizational restructuring designed to decrease our costs and create a more streamlined organization to support our business. As a result, we are terminating approximately 12% of our workforce, effective in the first quarter of 2023. We believe this re-prioritized strategic focus is the best way to optimize our financial and other resources to advance our goal of developing and commercializing our products and services. There can be no assurance that our restructuring will achieve the cost savings, operating efficiencies or other benefits that we may initially expect. Restructuring activities may also result in a loss of continuity, accumulated knowledge and inefficiency during transitional periods and thereafter. In addition, internal restructurings can require a significant amount of time and focus from management and other employees, which may divert attention from operations. Further, our restructuring may result in unexpected expenses or liabilities and/or write-offs. If our restructuring fails to achieve some or all of the expected benefits therefrom, our cash resources may not last as long as estimated and our business, results of operations and financial condition could be materially and adversely affected.

***We are currently undergoing a leadership transition and an internal restructuring, and we depend on our key personnel and other highly qualified personnel, and if we are unable to recruit, train and retain our personnel in the future, we may not achieve our goals.***

On February 8, 2022, John Stark, our then-Chief Executive Officer and member of our board of directors, stepped down from all of his positions with us. Jonathan M. Rothberg, Ph.D., the Chairman of the board of directors, was appointed by the board of directors as Interim Chief Executive Officer to succeed Mr. Stark while we searched for Mr. Stark's replacement. On October 10, 2022, Jeffrey Hawkins joined as our Chief Executive Officer and a member of the board of directors and Dr. Rothberg stepped down from the role of Interim Chief Executive Officer. Additionally, in January 2023, we announced that we committed to an organizational restructuring designed to decrease our costs and create a more streamlined organization to support our business. As a result, we terminated approximately 12% of our workforce, effective in the first quarter of 2023. While we have confidence in Mr. Hawkins and the rest of our team, including the board of directors, the uncertainty inherent in this ongoing leadership transition and restructuring may be difficult to manage, may cause concerns from third parties with whom we do business, and may increase the likelihood of turnover of other key officers and employees.

Our future success depends upon our ability to recruit, train, retain and motivate key personnel, including our senior management team, as well as our research and development team and manufacturing and sales and marketing personnel. Our senior management team, including Jeffrey Hawkins, our Chief Executive Officer; Claudia Drayton, our Chief Financial Officer; Patrick Schneider, Ph.D., our President and Chief Operating Officer, Grace Johnston, our Chief Commercial Officer, Michael P. McKenna, Ph.D., our Executive Vice President, Product Development and Operations, and Christian LaPointe, Ph.D., our General Counsel and Corporate Secretary, is critical to our vision, strategic direction, product development and commercialization efforts. The departure of one or more of our executive officers, senior management team members, or other key employees could be disruptive to our business until we are able to hire qualified successors. We do not maintain "key person" life insurance on our senior management team.

Our continued growth and ability to successfully transition from a company primarily focused on development to commercialization depends, in part, on attracting, retaining and motivating qualified personnel, including highly-trained sales personnel with the necessary scientific background and ability to understand our products and systems at a technical level to effectively identify and sell to potential new customers. New hires require significant training and, in most cases, take significant time before they achieve full productivity. Our failure to successfully integrate these key personnel into our business could adversely affect our business. In addition, competition for qualified personnel is intense. We compete for qualified scientific and information technology personnel with other life science and information technology companies as well as academic institutions and research institutions. Some of our scientific personnel are qualified foreign nationals whose ability to live and work in the United States is contingent upon the continued availability of appropriate visas. Due to the competition for qualified personnel in our industry, we may continue to utilize foreign nationals to fill part of our recruiting needs. As a result, changes to U.S. immigration policies could restrain the flow of technical and professional talent into the United States and may inhibit our ability to hire qualified personnel.

We do not maintain fixed term employment contracts with any of our employees. As a result, our employees could leave the company with little or no prior notice and may be free to work for a competitor. Due to the complex and

technical nature of our products and technology and the dynamic market in which we compete, any failure to attract, train, retain and motivate qualified personnel could materially harm our business, results of operations, financial condition and prospects.

***We expect to be dependent upon revenue generated from the sales of our initial products from the time they are commercialized through the foreseeable future.***

In December 2022, we launched Platinum™ for RUO. Prior to that, in 2021 we initiated our early access limited release to enable key thought leaders early access to our platform. If we are able to successfully commercialize our products, we expect that we will generate substantially all of our revenue from the sale of our instruments and consumables. There can be no assurance that we will be able to successfully commercialize our products, design other products that will meet the expectations of our customers or that any of our future products will become commercially viable. As technologies change in the future for life sciences research tools in general and in proteomics and genomics technologies specifically, we will be expected to upgrade or adapt our products in order to keep up with the latest technology. To date, we have limited experience simultaneously designing, testing, manufacturing and selling products and there can be no assurance we will be able to do so. Our sales expectations are based in part on the assumption that our products will increase study sizes for our future customers and their associated purchases of our consumables. If sales of our instruments fail to materialize, so will the related consumable sales and associated revenue.

In our development and commercialization plans for our products, we may forego other opportunities that may provide greater revenue or be more profitable. If our research and product development efforts do not result in commercially viable products within the anticipated timelines, or at all, our business and results of operations will be adversely affected. Any delay or failure by us to develop and release our products or product enhancements would have a substantial adverse effect on our business and results of operations.

***Our business will depend significantly on research and development spending by academic institutions and other research institutions, and any reduction in spending could limit demand for our products and adversely affect our business, results of operations, financial condition and prospects.***

We expect that substantially all of our sales revenue in the near term will be generated from sales of RUO protein sequencing products to academic institutions and other research institutions. Much of these customers' funding will be, in turn, provided by various state, federal and international government agencies. As a result, the demand for our products will depend upon the research and development budgets of these customers, which are impacted by factors beyond our control, such as:

- decreases in government funding of research and development;
- changes to programs that provide funding to research laboratories and institutions, including changes in the amount of funds allocated to different areas of research or changes that have the effect of increasing the length of the funding process;
- macroeconomic conditions and the political climate;
- potential changes in the regulatory environment;
- differences in budgetary cycles, especially government- or grant-funded customers, whose cycles often coincide with government fiscal year ends;
- competitor product offerings or pricing;
- market-driven pressures to consolidate operations and reduce costs; and
- market acceptance of relatively new technologies.

In addition, various state, federal and international agencies that provide grants and other funding may be subject to stringent budgetary constraints that could result in spending reductions, reduced grant making, reduced allocations or budget cutbacks, which could jeopardize the ability of these customers, or the customers to whom they provide funding, to purchase our products. A decrease in the amount of, or delay in the approval of, appropriations to National Institutes of Health (“NIH”) or other similar U.S. or international organizations, such as the Medical Research Council in the United Kingdom, could result in fewer grants benefiting life sciences research. These reductions or delays could also result in a decrease in the aggregate amount of grants awarded for life sciences research or the redirection of existing funding to other projects or priorities, any of which in turn could cause our potential customers to reduce or delay purchases of our products.



***If we use biological and hazardous materials in a manner that causes injury or violates laws or regulations, we could be liable for damages or subject to enforcement actions.***

Our research and product development activities currently require the controlled use of potentially harmful biological and hazardous materials and chemicals. We cannot eliminate the risk of accidental contamination or injury to employees or third parties from the use, storage, handling or disposal of these materials. In the event of contamination or injury, we could be held liable for any resulting damages, and any liability could exceed our resources or any applicable insurance coverage we may have. Additionally, we are subject to, on an ongoing basis, federal, state, and local laws and regulations governing the use, storage, handling, and disposal of these materials and specified waste products. We generally use third-party vendors to dispose of regulated medical waste, hazardous waste and radioactive materials that we may use during our research. The cost of compliance with these laws and regulations may become significant and could have a material adverse effect on our financial condition, results of operations and cash flows.

***We rely on a small number of contract manufacturers to manufacture and supply our instruments. If these manufacturers should fail or not perform satisfactorily, our ability to commercialize and supply our instruments would be adversely affected.***

We rely on a small number of contract manufacturers to manufacture and supply our instruments. Since our contracts with these manufacturers do not commit them to carry inventory or make available any particular quantities, these manufacturers may give other customers' needs higher priority than ours, and we may not be able to obtain adequate supplies in a timely manner or on commercially reasonable terms. Further, if these manufacturers are unable to obtain critical components used in our instruments or supply our instruments on the timelines we require, our business and commercialization efforts would be harmed. In November 2021, we acquired one of our key suppliers in the semiconductor chip assembly and packaging business, Majelac.

In the event it becomes necessary to utilize a different contract manufacturer for our products, we would experience additional costs, delays and difficulties in doing so as a result of identifying and entering into an agreement with a new manufacturer as well as preparing such new manufacturer to meet the logistical requirements associated with manufacturing our instruments, and our business would suffer. In addition, once our products are authorized for use by the FDA as medical devices, we will need to contract with FDA-registered device establishments that are able to comply with current Good Manufacturing Practice requirements that are set forth in the QSR, unless explicitly exempted by regulation.

In addition, certain of the components used in our instruments are sourced from limited or sole suppliers. If we were to lose such suppliers, there can be no assurance that we will be able to identify or enter into agreements with alternative suppliers on a timely basis on acceptable terms, if at all. An interruption in our ability to sell and deliver instruments to customers could occur if we encounter delays or difficulties in securing these components, or if the quality of the components supplied do not meet specifications, or if we cannot then obtain an acceptable substitute. Our suppliers have also been impacted by the COVID-19 pandemic, and we have experienced supply delays for critical hardware and instrumentation as a result. If any of these events occur, our business, results of operations, financial condition and prospects could be harmed.

***Our internal manufacturing equipment is specialized with limited vendor options and long lead times. If these pieces of equipment were to stop working and be unable to be repaired in a timely manner or at all, our ability to manufacture our chips would be adversely affected.***

Our internal manufacturing equipment is specialized with limited vendor options and long lead times. If these pieces of equipment were to stop working and be unable to be repaired in a timely manner or at all, our ability to manufacture our chips could be adversely affected.

In the event it becomes necessary to utilize other equipment for our chip manufacturing, we would experience additional costs, delays and difficulties in manufacturing our chips, and our business would suffer. There can be no assurance that we would be able to obtain alternative equipment on a timely basis on acceptable terms, if at all. An interruption in our ability to manufacture our chips could occur if we encounter delays or difficulties in securing this equipment or if we cannot then obtain an acceptable substitute. If any of these events occur, our business, results of operations, financial condition and prospects could be harmed.

***If we do not successfully develop and deploy our Quantum-Si Cloud™ software service, our commercialization efforts and therefore business and results of operations could suffer.***

The success of our products depends, in part, on our ability to design and deploy our Quantum-Si Cloud™ software service in a manner that enables the integration with potential customers' systems and accommodates potential customers' needs. Without our software, the depth of the analysis provided for data generated by our system could be limited and utilization of our products could be hindered.

We have and will continue to spend significant amounts of effort developing our software, and potential enhanced versions over time, to meet our potential customers' evolving needs. There is no assurance that the development or deployment of our software, or any potential enhancements, will be compelling to our customers. In addition, we may experience delays in our release dates of our software, and there can be no assurance that our software will be released according to schedule. If our software development and deployment plan does not accurately anticipate customer demands or if we fail to develop our software in a manner that satisfies customer preferences in a timely and cost-effective manner, our products may fail to gain market acceptance.

***If we commercialize our products outside of the United States, our international business could expose us to business, regulatory, political, operational, financial, and economic risks associated with doing business outside of the United States.***

Engaging in international business inherently involves a number of difficulties and risks, including:

- required compliance with existing and changing foreign regulatory requirements and laws that are or may be applicable to our business in the future, such as the European Union's General Data Protection Regulation ("GDPR") and other data privacy requirements, labor and employment regulations, anti-competition regulations, the U.K. Bribery Act of 2010 and other anti-corruption laws, regulations relating to the use of certain hazardous substances or chemicals in commercial products, and require the collection, reuse, and recycling of waste from products we manufacture;
- required compliance with U.S. laws such as the Foreign Corrupt Practices Act, and other U.S. federal laws and regulations established by the Office of Foreign Assets Control of the U.S. Department of the Treasury;
- export requirements and import or trade restrictions;
- laws and business practices favoring local companies;
- foreign currency exchange, longer payment cycles and difficulties in enforcing agreements and collecting receivables through certain foreign legal systems;
- changes in social, economic, and political conditions or in laws, regulations and policies governing foreign trade, manufacturing, research and development, and investment both domestically as well as in the other countries and jurisdictions in which we operate and into which it may sell our products including as a result of the separation of the United Kingdom from the European Union ("Brexit");
- potentially adverse tax consequences, tariffs, customs charges, bureaucratic requirements, and other trade barriers;
- difficulties and costs of staffing and managing foreign operations; and
- difficulties protecting, maintaining, enforcing or procuring intellectual property rights.

If one or more of these risks occurs, it could require us to dedicate significant resources to remedy such occurrence, and if we are unsuccessful in finding a solution, our financial results will suffer.

***We have limited experience producing and supplying our products, and we may be unable to consistently manufacture or source our instruments and consumables to the necessary specifications or in quantities necessary to meet demand on a timely basis and at acceptable performance and cost levels.***

Our products provide an end-to-end solution with many different components that work together. As such, a quality defect in a single component can compromise the performance of the entire solution. In order to successfully generate revenue from our products, we need to supply our customers with products that meet their expectations for quality and functionality in accordance with established specifications on a timely basis. Our instruments are manufactured by a third-party contract manufacturer at our facility using complex processes, sophisticated equipment and strict

adherence to specifications and quality systems procedures. Given the complexity of our devices, individual units may occasionally require additional installation and service time prior to becoming available for customer use.

We leverage third-parties for the production of our kits. We procure certain components of our consumables from third-party manufacturers, which includes the commonly-available raw materials needed for manufacturing our proprietary kits. These manufacturing processes are complex. As we move towards commercial scale manufacturing of our kits, if we are not able to repeatedly produce our kits at commercial scale or source them from third-party suppliers, or encounter unexpected difficulties in packaging our consumables, our business will be adversely impacted.

Likewise, we leverage third-parties for the production and packaging of our chips. These manufacturing processes are complex. As we move towards commercial scale and manufacturing of our chips, if we are not able to repeatedly produce our chips at commercial scale, or encounter unexpected difficulties in packaging our chips, our business will be adversely impacted.

As we continue to scale commercially and develop new products, and as our products incorporate increasingly sophisticated technology, it will be increasingly difficult to ensure our products are produced in the necessary quantities without sacrificing quality. There is no assurance that we will be able to continue to manufacture our instruments so that we consistently achieve the product specifications and produce results with acceptable quality. Our kits, chips, and other consumables have a limited shelf life, after which their performance is not ensured. We have not completed accelerated stability testing for our consumables. Shipment of consumables that effectively expire early or shipment of defective instruments or consumables to customers may result in recalls and warranty replacements, which would increase our costs, and depending upon current inventory levels and the availability and lead time for additional inventory, could lead to availability issues. Any future design issues, unforeseen manufacturing problems, such as contamination of our or our manufacturers' facilities, equipment malfunctions, aging components, quality issues with components and materials sourced from third-party suppliers, or failures to strictly follow procedures or meet specifications, may have a material adverse effect on our brand, business, results of operations and financial condition and could result in our or our third-party manufacturers losing International Organization for Standardization (ISO) quality management certifications. If our third-party manufacturers fail to maintain ISO quality management certifications, customers might choose not to purchase products from us.

In addition, as we commercialize our Quantum-Si Cloud™ software service, we will also need to make corresponding improvements to other operational functions, such as our customer support, service and billing systems, compliance programs and our internal quality assurance programs. As we develop additional products, we may need to bring new equipment online, implement new systems, technology, controls and procedures and hire personnel with different qualifications.

An inability to manufacture products and components that consistently meet specifications, in necessary quantities, at commercially acceptable costs and without significant delays, may have a material adverse effect on our business, results of operations, financial condition and prospects.

***We rely on third party foundries to produce wafers, which when packaged and tested internally, lead to our supply of chips. If these third party foundries should fail or not perform satisfactorily, our ability to supply chips would be negatively and adversely affected.***

We currently rely on third-party foundries for the production of wafers, and we may not be able to obtain adequate supplies in a timely manner or on commercially reasonable terms. If any of these third parties were not able to supply our wafers, our chip supply would be negatively impacted and our business would be harmed.

In the event it becomes necessary to utilize a different third party for the production of wafers, we would experience additional costs and significant delays, including identifying and entering into an agreement with a new foundry partner as well as preparing such new foundry partner to meet the logistical requirements associated with producing our wafers, which would further harm our business.

In addition, if we were to lose such third party foundries, there can be no assurance that we will be able to identify or enter into agreements with alternative foundries on a timely basis on acceptable terms, if at all. An interruption in our ability to sell and deliver chips to customers could occur if we encounter delays or difficulties in securing these wafers, if the quality of the wafers supplied do not meet specifications, or if we cannot then obtain an acceptable substitute. If any of these events occur, our business and operating results could be harmed.

***Our products could have defects or errors, which may give rise to claims against us and adversely affect our business, financial condition, results of operations and cash flows.***

Our products utilize novel and complex technology and may develop or contain undetected defects or errors. Material performance problems, defects, or errors may arise, and as we commercialize our products, these risks may increase. We expect to provide warranties that our products will meet performance expectations and will be free from defects. The costs incurred in correcting any defects or errors may be substantial and could adversely affect our operating margins.

In manufacturing our products, we depend upon third parties for the supply of our instruments and various components, many of which require a significant degree of technical expertise to produce. If our suppliers fail to produce our products and components to specification or provide defective products to us and our quality control tests and procedures fail to detect such errors or defects, or if we or our suppliers use defective materials or workmanship in the manufacturing process, the reliability and performance of our products will be compromised.

If our products contain defects, we may experience:

- a failure to achieve market acceptance for our products or expansion of our product sales;
- loss of customer orders and delay in order fulfillment;
- damage to our brand reputation;
- loss of revenue;
- increased warranty and customer service and support costs due to product repair or replacement;
- product recalls or replacements;
- inability to attract new customers;
- diversion of resources from our manufacturing and research and development team into our service team; and
- legal claims against us, including product liability claims, which could be costly and time consuming to defend and result in substantial damages.

***The life sciences technology market is highly competitive. If we fail to compete effectively, our business and results of operations will suffer.***

We face significant competition in the life sciences technology market. We currently compete with life sciences technology and the diagnostic companies that are supplying components, products and services that serve customers engaged in proteomics analysis. These companies include Agilent Technologies, Bio-Rad Laboratories, Danaher, Luminex, Merck (and its subsidiary MilliporeSigma) and Thermo Fisher Scientific. We also compete with a number of emerging growth companies that have developed, or are developing, proteomic products and solutions, such as Nautilus Biotechnology, Olink Proteomics, Quanterix, Seer and SomaLogic.

Some of our current competitors are large publicly-traded companies, or are divisions of large publicly-traded companies, and may enjoy a number of competitive advantages over us, including:

- greater name and brand recognition;
- greater financial and human resources;
- broader product lines;
- larger sales forces and more established distributor networks;
- substantial intellectual property portfolios;
- larger and more established customer bases and relationships; and
- better established, larger scale and lower cost manufacturing capabilities.

We also face competition from researchers developing their own products. The area in which we compete involves rapid innovation and some of our customers have in the past, and more may in the future, elect to create their own assays rather than rely on a third-party supplier such as the Company. This is particularly true for the largest research

centers and laboratories that are continually testing and trying new technologies, whether from a third-party vendor or developed internally. We will also compete for the resources our customers allocate for purchasing a wide range of products used to analyze the proteome, some of which may be additive to or complementary with our own but not directly competitive.

Our products may not compete favorably, and we may not be successful in the face of increasing competition from products and technologies introduced by our existing or future competitors, companies entering our markets or developed by our customers internally. In addition, our competitors may have or may develop products or technologies that currently or in the future will enable them to produce competitive products with greater capabilities or at lower costs than ours or that are able to run comparable experiments at a lower total experiment cost. Any failure to compete effectively could materially and adversely affect our business, financial condition, results of operations and cash flows.

***We are party to Technology and Services Exchange Agreements by and among us and certain affiliated companies, pursuant to which the parties agreed to share personnel and certain non-core technologies. The sharing arrangements under the agreements may prevent us from fully utilizing our personnel and/or the technologies shared under the agreements. Furthermore, if these agreements were to terminate, or if we were to lose access to these technologies and services, our business could be adversely affected.***

We have entered into Technology and Services Exchange Agreements (the “TSEAs”) by and among us and other participant companies controlled by the Rothberg family, consisting of Butterfly Network, Inc., AI Therapeutics, Inc., Hyperfine, Inc., 4Bionics LLC, identifeye HEALTH Inc. (f/k/a Tesseract Health, Inc.), Liminal Sciences, Inc. and Detect, Inc. The TSEA with Butterfly Network, Inc. was signed in November 2020, and the TSEA with the remaining participant companies was signed in February 2021 and became effective upon the Closing of the Business Combination. Under the TSEAs, we and the other participant companies may, in our or their discretion, permit the use of certain non-core technologies, which include any technologies, information or equipment owned or otherwise controlled by the participant company that are not specifically related to the core business area of the participant, such as software, hardware, electronics, fabrication and supplier information, vendor lists and contractor lists, with the other participant companies. The TSEAs provide that ownership of each non-core technology shared by us or another participant company will remain with the company that originally shared the non-core technology. In addition, any participant company (including us) may, in its discretion, permit its personnel to be engaged by another participant company to perform professional, technical or consulting services for such participant. Unless otherwise agreed to by us and the other participant company, all rights, title and interest in and to any inventions, works-of-authorship, idea, data or know-how invented, made, created or developed by the personnel (employees, contractors or consultants) in the course of conducting services for a participant company (“Created IP”) will be owned by the participant company for which the work was performed, and the recipient participant company grants to the party that had its personnel provide the services that resulted in the creation of the Created IP a royalty-free, perpetual, limited, worldwide, non-exclusive, sub-licensable (and with respect to software, sub-licensable in object code only) license to utilize the Created IP only in the core business field of the originating participant company, including a license to create and use derivative works based on the Created IP in the originating participant’s core business field, subject to any agreed upon restrictions.

The technology and personnel-sharing arrangements under the TSEAs may prevent us from fully utilizing our personnel if such personnel are also being used by the other participant companies and may also cause our personnel to enter into agreements with or provide services to other companies that interfere with their obligations to us. Created IP under the TSEAs may be relevant to our business and created by our personnel but owned by the other participant companies. Furthermore, if the TSEAs were to terminate, or if we were to lose access to the technologies and services available pursuant to the TSEAs, our business could be adversely affected.

***We may acquire other companies or technologies which could divert our management’s attention, result in additional dilution to our stockholders and otherwise disrupt our operations and harm our operating results.***

We may in the future seek to acquire or invest in businesses, applications or technologies that we believe could complement or expand our existing or future products, enhance our technical capabilities or otherwise offer growth opportunities. The pursuit of potential acquisitions may divert the attention of management and cause us to incur various costs and expenses in identifying, investigating and pursuing suitable acquisitions, whether or not they are consummated. We may not be able to identify desirable acquisition targets or be successful in entering into an agreement with any particular target or obtain the expected benefits of any acquisition or investment.



Other than the acquisition of Majelac, to date, the growth of our operations has been organic, and we have limited experience in acquiring other businesses or technologies. We may not be able to successfully integrate acquired personnel, operations and technologies, or effectively manage the combined business following an acquisition. Acquisitions could also result in dilutive issuances of equity securities, the use of our available cash, or the incurrence of debt, which could harm our operating results. In addition, if an acquired business fails to meet our expectations, our operating results, business and financial condition may suffer.

***We may seek to enter into strategic collaborations and licensing arrangements with third parties, but we may not be successful in establishing or maintaining such arrangements.***

We may seek to enter into strategic collaborations and licensing agreements with third parties to develop products, including products based on our Time-Domain™ Sequencing technology, such as the creation and identification of content and development of new applications. However, there is no assurance that we will be successful in doing so. Establishing collaborations and licensing arrangements is difficult and time-consuming, and discussions may not lead to collaborations or licenses on favorable terms, if at all. Even if we establish such relationships, if our partners do not prioritize and commit sufficient resources to develop and sell products, they may never result in the successful development or commercialization of products.

***Our ability to use net operating losses to offset future taxable income may be subject to certain limitations.***

As of December 31, 2022, we had federal net operating loss carryforwards (“NOLs”) to offset future taxable income of approximately \$285.1 million, of which \$65.5 million will begin to expire in 2033 if not utilized. A lack of future taxable income would adversely affect our ability to utilize these NOLs. In addition, under Section 382 of the Internal Revenue Code of 1986, as amended (the “Code”), a corporation that undergoes an “ownership change” is subject to limitations on its ability to utilize its pre-change NOLs and other pre-change tax attributes (such as research tax credits) to offset post-change taxable income. For these purposes, an ownership change generally occurs where the equity ownership of one or more stockholders or groups of stockholders who owns at least 5% of a corporation’s stock increases its ownership by more than 50 percentage points over its lowest ownership percentage within a three-year period (calculated on a rolling basis). Our existing NOLs may be subject to limitations arising out of previous ownership changes and we may be limited as to the amount that can be utilized each year as a result of such previous ownership changes, including the Business Combination and related transactions. In addition, future changes in our stock ownership, including future offerings, as well as other changes that may be outside of our control, could result in additional ownership changes under Section 382 of the Code. Our NOLs may also be impaired under similar provisions of state law. We have recorded a full valuation allowance related to our NOLs and other deferred tax assets due to the uncertainty of the ultimate realization of the future benefits of those assets.

In addition to the limitations discussed above under Sections 382 of the Code, the utilization of NOLs incurred in taxable years beginning after December 31, 2017, are subject to limitations adopted by the Tax Cuts and Jobs Act, as modified by the Coronavirus Aid, Relief, and Economic Security Act (“CARES Act”). Under the TCJA, in general, NOLs generated in taxable years beginning after December 31, 2017 may offset no more than 80 percent of such year’s taxable income and there is no ability for such NOLs to be carried back to a prior taxable year. The CARES Act modifies the TCJA with respect to the TCJA’s limitation on the deduction of NOLs and provides that NOLs arising in taxable years beginning after December 31, 2017 and before January 1, 2021, may be carried back to each of the five taxable years preceding the tax year of such loss, but NOLs arising in taxable years beginning after December 31, 2020 may not be carried back. In addition, the CARES Act eliminates the limitation on the deduction of NOLs to 80 percent of current year taxable income for taxable years beginning before January 1, 2021. As a result of such limitation, we may be required to pay federal income tax in some future year notwithstanding that we had a net loss for all years in the aggregate.

***If our facilities or our third-party manufacturers’ facilities become unavailable or inoperable, our research and development program and commercialization launch plan could be adversely impacted and manufacturing of our instruments and consumables could be interrupted.***

Our Guilford, Connecticut, facilities house our corporate, research and development and quality assurance teams. In June 2021, we entered into a lease for a product development and operations facility in San Diego, California, which commenced in September 2021. In December 2021, we entered into a lease for a facility in New Haven, Connecticut, which commenced in January 2022. Additionally, in April 2022, we entered into a lease for a facility to develop a new headquarters in Branford, Connecticut and we expect to begin relocating to the new headquarters in 2023.

Our products are manufactured at our third-party manufacturer's facilities in the United States and internationally, and our consumables are manufactured at various locations in the United States including our facility in Garnet Valley, Pennsylvania that we acquired in November 2021, and internationally.

Our facilities in Guilford, San Diego and those of our third-party manufacturers are vulnerable to natural disasters, public health crises, including the impact of the COVID-19 pandemic, and catastrophic events. If any disaster, public health crisis or catastrophic event were to occur, our ability to operate our business would be seriously, or potentially completely, impaired. If our facilities or our third-party manufacturer's facilities become unavailable for any reason, we cannot provide assurances that we will be able to secure alternative manufacturing facilities with the necessary capabilities and equipment on acceptable terms, if at all. We may encounter particular difficulties in replacing our facilities given the specialized equipment housed within them. The inability to manufacture our instruments or consumables, combined with limited inventory of manufactured instruments and consumables, may result in the loss of future customers or harm our reputation, and we may be unable to re-establish relationships with those customers in the future.

If our research and development program or commercialization program were disrupted by a disaster or catastrophe, the launch of new products and the timing of improvements to our products could be significantly delayed and could adversely impact our ability to compete with other available products and solutions. If we or our third-party manufacturer's capabilities are impaired, we may not be able to manufacture and ship our products in a timely manner, which would adversely impact our business. Although we possess insurance for damage to our property and the disruption of our business, this insurance may not be sufficient to cover all of our potential losses and may not continue to be available to us on acceptable terms, or at all.

***If we experience a significant disruption in our information technology systems or breaches of data security, our business could be adversely affected.***

We rely, and will continue to rely on, information technology systems to keep financial and employment records, facilitate our research and development initiatives, manage our manufacturing operations, maintain quality control, fulfill customer orders, maintain corporate records, communicate with staff and external parties and operate other critical functions. Our information technology systems and those of our vendors and partners are potentially vulnerable to disruption due to breakdown, malicious intrusion and computer viruses or other disruptive events, including, but not limited to, natural disasters and catastrophes. Cyberattacks and other malicious internet-based activity continue to increase, and cloud-based platform providers of services have been and are expected to continue to be targeted, especially in the health care industry. Methods of attacks on information technology systems and data security breaches change frequently, are increasingly complex and sophisticated, including social engineering and phishing scams, and can originate from a wide variety of sources. In addition to traditional computer "hackers," malicious code, such as viruses and worms, employee theft or misuse, denial-of-service attacks and sophisticated nation-state and nation-state supported actors present a constant threat, including advanced persistent threat intrusions. Despite our efforts to create security barriers to such threats, it is virtually impossible for us to entirely mitigate these risks. In August 2020, we discovered ransomware on a server along with a ransom note seeking 50 bitcoin or approximately \$500,000, to restore various files encrypted by the intruder. We also discovered that our Amazon Web Services account had been breached. We engaged third party forensics experts and outside counsel for incident response. The ensuing investigation revealed that the attack resulted from an internal developer's use of a common tool for remote access. The attack compromised several computers in our network. Our investigation found evidence of snooping within our network but concluded that no data was exfiltrated and we did not pay ransom to the attacker because the documents that were encrypted by the attacker were sufficiently backed up. The investigation further confirmed that no employee data or other personal information was accessed so the incident did not prompt regulatory or breach notification requirements. We implemented a number of security enhancements as the incident unfolded and continue to implement short- and long-term security enhancements to further secure our network. However, we have not finalized our information technology and data security procedures and therefore, our information technology systems may be more susceptible to cybersecurity attacks than if such security procedures were finalized. Despite any of our current or future efforts to protect against cybersecurity attacks and data security breaches, there is no guarantee that our efforts are adequate to safeguard against all such attacks and breaches. Moreover, it is possible that we may not be able to anticipate, detect, appropriately react and respond to, or implement effective preventative measures against, all cybersecurity incidents.

If our security measures, or those of our vendors and partners, are compromised due to any cybersecurity attacks or data security breaches, including as a result of third-party action, employee or customer error, malfeasance, stolen or fraudulently obtained log-in credentials or otherwise, our reputation could be damaged, our business may be harmed, we could become subject to litigation and we could incur significant expense and liability. If we were to experience a prolonged system disruption in our information technology systems or those of certain of our vendors and partners, it could negatively impact our ability to serve our customers, which could adversely impact our business, financial condition, results of operations and prospects. If operations at our facilities were disrupted, it may cause a material disruption in our business if we are not capable of restoring functionality in an acceptable timeframe. In addition, data security breaches could lead to the loss of trade secrets or other intellectual property, or could lead to the exposure of personal information, including sensitive personal information, of our employees, customers and others, any of which could have a material adverse effect on our business, reputation, financial condition, results of operations and cash flows.

In addition, data breaches could result in legal claims or proceedings, including class action lawsuits, regulatory investigations or actions, and other types of liability under laws that protect the privacy and security of personal information, including federal, state and foreign data protection and privacy regulations, violations of which could result in significant penalties and fines. In addition, although we seek to detect and investigate all data security incidents, threat actors have become increasingly proficient at operating undetected within an information system, making security breaches and other incidents of unauthorized access to our information technology systems and data difficult to detect and any delay in identifying such breaches or incidents may lead to increased harm and legal exposure of the type described above. Moreover, there could be public announcements regarding any cybersecurity incidents and any steps we take to respond to or remediate such incidents, and if securities analysts or investors perceive these announcements to be negative, it could, among other things, have a material adverse effect on the price of our Class A common stock.

The cost of protecting against, investigating, mitigating and responding to potential breaches of information technology systems and data security breaches and complying with applicable breach notification obligations to individuals, regulators, partners and others can be significant. As cybersecurity incidents and regulatory requirements continue to evolve, we may be required to expend significant additional resources to continue to modify or enhance our protective measures or to investigate and remediate any information security vulnerabilities. The inability to implement, maintain and upgrade adequate safeguards could have a material adverse effect on our business, financial condition, results of operations and prospects. While we currently maintain cybersecurity insurance, our insurance policies may not be adequate to compensate us for the potential costs and other losses arising from such disruptions, failures or security breaches. In addition, such insurance may not be available to us in the future on economically reasonable terms, or at all, and it is possible that an insurer may deny coverage as to any future claim. The successful assertion of one or more large claims against us that exceed available insurance coverage, or the occurrence of changes in our insurance policies, including premium increases or the imposition of large deductible or co-insurance requirements, could have a material adverse effect on our business, financial condition, results of operations and prospects.

***We could become subject to various litigation claims and legal proceedings.***

We, as well as certain of our directors and officers, may become subject to claims or lawsuits during the ordinary course of business. If any such claim or lawsuit was brought, regardless of the outcome, such claim or lawsuit could result in significant legal fees and expenses and could divert management's time and other resources. If any such claims or lawsuits are successfully asserted against us, we could be liable for damages and be required to alter or cease certain of our business practices. Any of these outcomes could cause our business, financial performance and cash position to be negatively impacted.

**Risks Related to Government Regulation**

***If we elect to label and promote any of our products as clinical diagnostics or medical devices, we would be required to obtain prior marketing authorization from the FDA, which would take significant time and expense and could fail to result in FDA marketing authorization of the device for the intended use or uses we believe are commercially attractive.***

Our protein sequencing products are currently labeled, promoted, and sold primarily to academic and research institutions and research companies as RUO products. They are not currently designed, or intended to be used, for



clinical diagnostic purposes or as medical devices. If we elect to label and market our products for use as, or in the performance of, clinical diagnostics in the United States, thereby subjecting them to FDA regulation as medical devices, we would be required to obtain pre-market authorization from the FDA, unless an exception applies.

In the future, if we choose to develop and market our products for clinical or diagnostic uses in the United States, we will be required to comply with FDA's regulations for in vitro diagnostic ("IVD") medical devices. Complying with FDA's medical device regulations may be expensive, time-consuming, and subject us to significant and/or unanticipated delays. There can be no guarantee that we will be able to obtain the appropriate marketing authorization for our protein sequencing products that may be developed for clinical or diagnostic intended uses in the future.

We may in the future register with the FDA as a specification developer and list some of our ancillary products with the FDA as Class I general purpose laboratory equipment, subjecting us to ongoing inspections by the FDA. While this regulatory classification is exempt from certain FDA requirements, such as the need to submit a pre-market notification commonly known as a 510(k), and some of the requirements of the FDA's Quality System Regulations ("QSR"), those device products would be subject to mandatory general controls that apply to all classes of medical devices. In addition to establishment registration, device listing and compliance with applicable QSR, general controls include compliance with FDA regulations for labeling, reporting adverse events or malfunctions for the products, and general prohibitions against misbranding and adulteration.

There can be no assurance that future products for which we may seek pre-market clearance or approval will be approved or cleared by FDA or a comparable foreign regulatory authority on a timely basis, if at all, nor can there be assurance that labeling claims will be consistent with our anticipated claims or adequate to support continued adoption of such products. Compliance with FDA or comparable foreign regulatory authority regulations will require substantial costs, and subject us to heightened scrutiny by regulators and substantial penalties for failure to comply with such requirements or the inability to market our products. The lengthy and unpredictable pre-market clearance or approval process, as well as the unpredictability of the results of any required clinical studies, may result in us failing to obtain regulatory clearance or approval to market such products, which would significantly harm our business, results of operations, reputation, and prospects.

If we sought and received regulatory marketing authorization for certain of our protein sequencing products, we would be subject to ongoing FDA obligations and continued regulatory oversight and review, including the general controls listed above. In addition, we could be required to obtain a new clearance or approval before we could introduce subsequent modifications or improvements to such products. We could also be subject to additional FDA post-marketing obligations for such products, any or all of which would increase our costs and divert resources away from other projects. If we sought and received regulatory clearance or approval and are not able to maintain regulatory compliance with applicable laws, we could be prohibited from marketing our products for use as, or in the performance of, clinical diagnostics and/or could be subject to enforcement actions, including Warning Letters and adverse publicity, fines, injunctions, and civil penalties; recall or seizure of products; operating restrictions; and criminal prosecution.

In addition, we could decide to seek regulatory clearance or approval for certain of our future clinical diagnostic products in countries outside of the United States. Sales of such products outside the United States will likely be subject to foreign regulatory requirements, which can vary greatly from country to country. As a result, the time required to obtain clearances or approvals outside the United States may differ from that required to obtain FDA marketing authorization and we may not be able to obtain foreign regulatory approvals on a timely basis or at all. In Europe, we would need to comply with the new Medical Device Regulation 2017/745 and In Vitro Diagnostic Regulation 2017/746, which became effective May 26, 2017, with application dates of May 26, 2021 (postponed from 2020) and May 26, 2022, respectively. This will increase the difficulty of regulatory approvals in Europe in the future. In addition, the FDA regulates exports of medical devices. Failure to comply with these regulatory requirements or obtain and maintain required approvals, clearances and certifications could impair our ability to commercialize our products for diagnostic use outside of the United States.

***Our RUO products could become subject to government regulation as medical devices by the FDA and other regulatory agencies even if we do not elect to seek regulatory authorization to market our products for diagnostic purposes, which would adversely impact our ability to market and sell our products and harm our business.***

Although our current protein sequencing products are labeled, promoted, and sold as RUO products that are therefore not regulated as IVD medical devices, the FDA or comparable agencies of other countries could disagree with our conclusion that our products are intended for RUO or deem our sales, marketing and promotional efforts as being

inconsistent with the criteria for RUO products. For example, our customers may independently elect to use our RUO labeled products in their own “LDTs” for clinical diagnostic uses, which could subject our products to government regulation, and regulatory requirements related to marketing, selling, and distribution of RUO products could change or be uncertain, even if clinical uses of our RUO products by our customers were done without our consent. FDA reviews the totality of the circumstances when it comes to evaluating whether equipment and testing components are properly labeled as RUO and takes the position that merely including a labeling statement that the product is for research purposes only will not necessarily render the device exempt from the FDA’s device regulatory requirements if the circumstances surrounding the distribution, marketing and promotional practices indicate that the manufacturer knows its products are, or intends for its products to be, used for clinical diagnostic purposes. If the FDA or other regulatory authorities assert that any of our RUO products are subject to regulatory clearance or approval, our business, financial condition, results of operations or cash flows could be adversely affected.

For a number of years, the FDA has exercised its regulatory enforcement discretion not to regulate LDTs as medical devices if created and used within a single laboratory. However, the FDA has been reconsidering its enforcement discretion policy and has commented that regulation of LDTs may be warranted because of the growth in the volume and complexity of testing services utilizing LDTs, although it would most likely need to promulgate such a significant policy change via notice-and-comment rulemaking or would need Congress to take legislative action. Any future legislative or administrative rule making or oversight of LDTs, if and when finalized, may impact the sales of our products and how customers use our products, and may require us to change our business model in order to maintain compliance with these laws. We cannot predict how these various efforts will be resolved, how Congress or the FDA will regulate LDTs in the future, or how that regulatory system will impact our business. Changes to the current regulatory framework, including the imposition of additional or new regulations, including regulation of our products, could arise at any time during the development or marketing of our products, which may negatively affect our ability to obtain or maintain FDA or comparable regulatory approval of our products, if required. Further, sales of devices for diagnostic purposes may subject us to additional healthcare regulation and enforcement by the applicable government agencies. Such laws include, without limitation, state and federal anti-kickback or anti-referral laws, healthcare fraud and abuse laws, false claims laws, the Health Insurance Portability and Accountability Act of 1996 (“HIPAA”), the Physician Payments Sunshine Act and related transparency and manufacturer reporting laws, and other laws and regulations applicable to medical device manufacturers.

***Our reagents may be used by clinical laboratories to create LDTs, which could, in the future, become subject to some form of FDA regulatory requirements, which could materially and adversely affect our business and results of operations.***

We may in the future register with the FDA as a specification developer and list ancillary products such as customized reagents with the FDA as Class I general purpose laboratory equipment and reagents. A clinical laboratory could potentially use our custom-manufactured reagents to create what is called a LDT. LDTs are diagnostic tests that are developed, validated and performed by a single clinical laboratory operating in compliance with the Clinical Laboratory Improvement Amendments (“CLIA”), and under the oversight of the Centers for Medicare & Medicaid Services (“CMS”). Historically, FDA has generally exercised enforcement discretion not to regulate LDTs as medical devices. The FDA has been reconsidering its enforcement discretion policy in recent years and has commented that regulation of LDTs may be warranted because of the growth in the volume and complexity of testing services utilizing LDTs, such as genetic testing services, although the agency would most likely need to promulgate such a significant policy change via notice-and-comment rulemaking or would need Congress to take legislative action. Any future legislative or administrative rule making or oversight of LDTs, if and when finalized, could decrease demand for our reagents by affecting how customers can use those products. Additionally, compliance with additional regulatory burdens could be time consuming and costly for our customers. We cannot predict how these various efforts will be resolved, how Congress or the FDA will regulate LDTs in the future, or how that regulatory system will impact our business.

Further, the FDA may disagree that such products are Class 1 medical devices and require us to obtain pre-market clearance or approval before we can continue to sell our reagent products to certain customers.

***We may be subject to certain federal, state and foreign fraud and abuse laws, health information privacy and security laws and physician payment transparency laws, which, if violated, could subject us to substantial penalties. Additionally, any challenge to or investigation into our practices under these laws could cause adverse publicity and be costly to respond to, and thus could harm our business.***

There are numerous U.S. federal and state, as well as foreign, laws pertaining to healthcare fraud and abuse, including anti-kickback, false claims and physician transparency laws. Our business practices and relationships with providers and hospitals are subject to scrutiny under these laws. We may also be subject to patient information privacy and security regulation by both the federal government and the states and foreign jurisdictions in which we conduct our business. The healthcare laws and regulations of concern as we develop and begin to commercialize products include:

- the federal Anti-Kickback Statute, which prohibits, among other things, persons and entities from knowingly and willfully soliciting, offering, receiving or providing remuneration, directly or indirectly, in cash or in kind, to induce either the referral of an individual or furnishing or arranging for a good or service, for which payment may be made, in whole or in part, under federal healthcare programs, such as Medicare and Medicaid. A person or entity does not need to have actual knowledge of the statute or specific intent to violate it to have committed a violation;
- the federal civil and criminal false claims laws, including the federal civil False Claims Act, which prohibit, among other things, individuals or entities from knowingly presenting, or causing to be presented, claims for payment from Medicare, Medicaid or other federal healthcare programs that are false or fraudulent. Private individuals can bring False Claims Act “qui tam” actions, on behalf of the government and such individuals, commonly known as “whistleblowers,” may share in amounts paid by the entity to the government in fines or settlement.
- the federal Civil Monetary Penalties Law, which prohibits, among other things, offering or transferring remuneration to a federal healthcare beneficiary that a person knows or should know is likely to influence the beneficiary’s decision to order or receive items or services reimbursable by the government from a particular provider or supplier;
- HIPAA, which created additional federal criminal statutes that prohibit, among other things, executing a scheme to defraud any healthcare benefit program and making false statements relating to healthcare matters;
- the federal Physician Sunshine Act, which requires certain manufacturers of drugs, devices, biologics and medical supplies for which payment is available under Medicare, Medicaid or the Children’s Health Insurance Program, to report annually to CMS, information related to payments and other transfers of value to physicians (defined broadly to include doctors, dentists, optometrists, podiatrists and chiropractors), teaching hospitals and certain advanced non-physician healthcare practitioners, as well as ownership interests held by physicians and their immediate family members; and
- analogous state and foreign law equivalents of each of the above federal laws, such as anti-kickback and false claims laws, which may apply to items or services reimbursed by any third-party payor, including commercial insurers or patients.

These laws and regulations, among other things, constrain our business, marketing and other promotional activities by limiting the kinds of financial arrangements we may have with hospitals, physicians or other developers or potential purchasers of our products.

If our operations are found to be in violation of any of the healthcare laws or regulations described above or any other healthcare regulations that apply to us, we may be subject to penalties, including administrative, civil and criminal penalties, damages, fines, exclusion from participation in government healthcare programs, such as Medicare and Medicaid, imprisonment, contractual damages, reputational harm, disgorgement and the curtailment or restructuring of our operations.

In addition, members of our management and companies with which they are affiliated or have been affiliated with in the past, have been, and may in the future be, involved in investigations, prosecutions, convictions or settlements in the healthcare industry. For example, Kevin Rakin, a member of our board of directors, was named as a defendant in *United States ex rel. Webb v. Advanced BioHealing, Inc.* (“ABH”), a whistleblower suit relating to sales methods employed by sales representatives of ABH, a biotechnology company for which Mr. Rakin served as its chief executive officer. All claims in the lawsuit were dismissed with prejudice pursuant to a settlement agreement, in which Mr. Rakin expressly denied that he engaged in any wrongful conduct, and Mr. Rakin agreed to pay to the

United States \$2.5 million. Any investigations, prosecutions, convictions or settlements involving members of our management and companies with which they are or have been affiliated may be detrimental to our reputation and could negatively affect our business, financial condition, results of operations and cash flows.

***We are currently subject to, and may in the future become subject to additional, U.S. federal and state laws and regulations imposing obligations on how we collect, store and process personal information. Our actual or perceived failure to comply with such obligations could harm our business. Ensuring compliance with such laws could also impair our efforts to maintain and expand our business and future customer base, and thereby decrease our revenue.***

In the ordinary course of our business, we currently, and in the future will, collect, store, transfer, use or process sensitive data, including personally identifiable information of employees. The secure processing, storage, maintenance, and transmission of this critical information are vital to our operations and business strategy. We are, and may increasingly become, subject to various laws and regulations, as well as contractual obligations, relating to data privacy and security in the jurisdictions in which we operate. The regulatory environment related to data privacy and security is increasingly rigorous, with new and constantly changing requirements applicable to our business, and enforcement practices are likely to remain uncertain for the foreseeable future. These laws and regulations may be interpreted and applied differently over time and from jurisdiction to jurisdiction, and it is possible that they will be interpreted and applied in ways that may have a material adverse effect on our business, financial condition, results of operations and prospects.

In the United States, various federal and state regulators, including governmental agencies like the Consumer Financial Protection Bureau and the Federal Trade Commission, have adopted, or are considering adopting, laws and regulations concerning personal information and data security. Certain state laws may be more stringent or broader in scope, or offer greater individual rights, with respect to personal information than federal, international or other state laws, and such laws may differ from each other, all of which may complicate compliance efforts. For example, the California Consumer Privacy Act (CCPA), which increases privacy rights for California residents and imposes obligations on companies that process their personal information, came into effect on January 1, 2020. Among other things, the CCPA requires covered companies to provide disclosures regarding information practices to California consumers and provide such consumers new data protection and privacy rights, including the ability to opt-out of certain sales of personal information. The CCPA provides for civil penalties for violations, as well as a private right of action for certain data breaches that result in the loss of personal information. This private right of action may increase the likelihood of, and risks associated with, data breach litigation. Additionally, a new privacy law, the California Privacy Rights Act (CPRA), was approved by California voters in the election of November 3, 2020 and went into effect in January of 2023 modifying the CCPA significantly, potentially resulting in further uncertainty and requiring us to incur additional costs and expenses in an effort to comply. In addition, U.S. and international laws and regulations that have been applied to protect user privacy (including laws regarding unfair and deceptive practices in the United States and GDPR in the European Union) may be subject to evolving interpretations or applications. Furthermore, defending a suit, regardless of its merit, could be costly, divert management's attention and harm our reputation. In addition, laws in all 50 U.S. states require businesses to provide notice to consumers whose personal information has been disclosed as a result of a data breach. State laws are changing rapidly and there is discussion in the U.S. Congress of a new comprehensive federal data privacy law to which we would become subject if it is enacted.

Furthermore, regulations promulgated pursuant to HIPAA, establish privacy and security standards that limit the use and disclosure of individually identifiable health information (known as "protected health information") and require the implementation of administrative, physical and technology safeguards to protect the privacy and security of protected health information and ensure the confidentiality, integrity and availability of electronic protected health information. Determining HIPAA applicability to our operations as they evolve, obligations under applicable privacy standards and our contractual obligations can require complex factual and regulatory analyses and may be subject to differing or changing interpretations. Although we take measures to protect sensitive data from unauthorized access, use or disclosure, our information technology and infrastructure may be vulnerable to attacks by hackers or viruses or breached due to employee error, malfeasance or other malicious or inadvertent disruptions. Any such breach or interruption could compromise our networks and the information stored there could be accessed by unauthorized parties, manipulated, publicly disclosed, lost or stolen. Any such access, breach or other loss of information could result in legal claims or proceedings, and liability for us or our customers under federal or state laws that protect the privacy of health information, such as HIPAA, as amended by the Health Information Technology for Economic and Clinical Health Act (HITECH), and regulatory penalties. Notice of certain breaches may be required to affected



individuals, the Secretary of the Department of Health and Human Services, and for extensive breaches, notice may also need to be made to the media. Additionally, state law may require notice to the state Attorneys General. Such notices could harm our reputation and our ability to compete.

We are in the process of evaluating our compliance obligations, but do not currently have in place formal policies and procedures related to the storage, collection and processing of information, and have not conducted any internal or external data privacy audits, to ensure our compliance with all applicable data protection laws and regulations. Additionally, we do not currently have policies and procedures in place for assessing our third-party vendors' compliance with applicable data protection laws and regulations. All of these evolving compliance and operational requirements impose significant costs, such as costs related to organizational changes, implementing additional protection technologies, training employees and engaging consultants, which are likely to increase over time. In addition, such requirements may require us to modify our data processing practices and policies, distract management or divert resources from other initiatives and projects, all of which could have a material adverse effect on our business, financial condition, results of operations and prospects. Any failure or perceived failure by us or our third-party vendors, collaborators, contractors and consultants to comply with any applicable federal, state or foreign laws and regulations relating to data privacy and security, could result in damage to our reputation, as well as proceedings or litigation by governmental agencies or other third parties, including class action privacy litigation in certain jurisdictions, which would subject us to significant expense, as well as potentially fines, sanctions, awards, penalties or judgments, all of which could have a material adverse effect on our business, financial condition, reputation, results of operations and prospects.

***We could be adversely affected by alleged violations of the Federal Trade Commission Act or other truth-in-advertising and consumer protection laws.***

Our advertising for current and future products is subject to federal truth-in-advertising laws enforced by the Federal Trade Commission ("FTC"), as well as comparable state consumer protection laws. Under the Federal Trade Commission Act ("FTC Act"), the FTC is empowered, among other things, to (a) prevent unfair methods of competition and unfair or deceptive acts or practices in or affecting commerce; (b) seek monetary redress and other relief for conduct injurious to consumers; and (c) gather and compile information and conduct investigations relating to the organization, business, practices, and management of entities engaged in commerce. The FTC has very broad enforcement authority, and failure to abide by the substantive requirements of the FTC Act and other consumer protection laws can result in administrative or judicial penalties, including civil penalties, injunctions affecting the manner in which we would be able to market services or products in the future, or criminal prosecution. In the context of performance claims for products such as our goods and services, compliance with the FTC Act includes ensuring that there is scientific data to substantiate the claims being made, that the advertising is neither false nor misleading, and that any user testimonials or endorsements we or our agents disseminate related to the goods or services comply with disclosure and other regulatory requirements. Any actual or perceived non-compliance with those laws could lead to an investigation by the FTC or a comparable state agency or could lead to allegations of misleading advertising by private plaintiffs. Any such action against us could disrupt our business operations, cause damage to our reputation, and result in material adverse effects on our business.

In addition, with respect to any of our future products that are marketed as *in vitro* diagnostic or clinical products, FDA's regulations applicable to medical device products prohibit them from being promoted for uses not within the scope of a given product's intended use(s), among other promotional and labeling rules applicable to products subject to the Federal Food, Drug, and Cosmetic Act ("FDCA").

***Medical product manufacturers' use of social media platforms presents new risks.***

Our potential customer base for future clinical diagnostic applications of our protein sequencing technologies may be active on social media. We intend to engage through those platforms to elevate our national marketing presence, both for our RUO product offerings and any future medical device product offerings. Social media practices in the medical device and biopharmaceutical industries are evolving, which creates uncertainty and risk of noncompliance with regulations applicable to our business. For example, there is a risk of inappropriate disclosure of sensitive information or negative or inaccurate posts or comments about us or our products on any social networking website. If these events were to occur or we otherwise fail to comply with any applicable regulations, we could incur liability, face restrictive regulatory actions or experience other harm to our business.

## **Risks Related to Our Intellectual Property**

*If we are unable to obtain and maintain and enforce sufficient intellectual property protection for our products and technology, or if the scope of the intellectual property protection obtained is not sufficiently broad, our competitors could develop and commercialize products similar or identical to ours, and our ability to successfully commercialize our products may be impaired.*

We rely on patent protection as well as trademark, copyright, trade secret and other intellectual property right protection and contractual restrictions to protect our proprietary products and technologies, all of which provide limited protection and may not adequately protect our rights or permit us to gain or keep any competitive advantage. If we fail to obtain, maintain and sufficiently enforce our intellectual property, third parties may be able to compete more effectively against us. In addition, we may incur substantial litigation costs in our attempts to recover damages or restrict use of our intellectual property.

To the extent our intellectual property offers inadequate protection, or is found to be invalid or unenforceable, we would be exposed to a greater risk of direct competition. If our intellectual property does not provide adequate coverage against our competitors' products, our competitive position could be adversely affected, as could our business, financial condition, results of operations and prospects. Both the patent application process and the process of managing patent and other intellectual property disputes can be time-consuming and expensive.

Our success depends in large part on our and our licensors' ability to obtain and maintain protection of the intellectual property we may own solely or jointly with, or license from, third parties, particularly patents, in the United States and other countries directed to our products and technologies. We apply for patents covering our products and technologies and uses thereof, as we deem appropriate. However, obtaining and enforcing patents is costly, time-consuming and complex, and we may fail to apply for patents on important products and technologies in a timely fashion or at all, or we may fail to apply for patents in potentially relevant jurisdictions. We may not be able to file and prosecute all necessary or desirable patent applications, or maintain, enforce and license any patents that may be issued from such patent applications, at a reasonable cost or in a timely manner or in all jurisdictions. It is also possible that we will fail to identify patentable aspects of our research and development output before it is too late to obtain patent protection. Moreover, we may not develop additional proprietary products, methods and technologies that are patentable. We may not have the right to control the preparation, filing and prosecution of patent applications, or to maintain the rights to patents licensed from or to third parties. Therefore, these patents and applications may not be prosecuted, obtained and enforced by such third parties in a manner consistent with the best interests of our business.

In addition, the patent position of life sciences technology companies generally is highly uncertain, involves complex legal and factual questions, and has been the subject of much litigation in recent years. Changes in either the patent laws or in interpretations of patent laws in the United States or other countries or regions may diminish the value of our intellectual property. As a result, the issuance, scope, validity, enforceability, and commercial value of our patent rights presents a reasonably limited degree of uncertainty. It is possible that some of our pending patent applications will not result in issued patents in a timely fashion or at all, and even if patents are granted, they may not provide a basis for intellectual property protection of commercially viable products or services, may not provide any competitive advantages, or may be challenged, narrowed and/or invalidated by third parties. There exists some degree of uncertainty over the breadth of claims that may be allowed or enforced in our patents or in third-party patents. It is possible that third parties will attempt to design around our current or future patents such that we cannot prevent such third parties from using similar technologies and commercializing similar products to compete with us. Some of our owned or licensed patents or patent applications may be challenged at a future point in time and we may not be successful in defending any such challenges made against our patents or patent applications. Any successful third-party challenge to our patents could result in the narrowing, unenforceability or invalidity of such patents and increased competition to our business. The outcome of patent litigation or other proceedings can be uncertain, and any attempt by us to enforce our patent rights against others or to challenge the patent rights of others may not be successful, or, regardless of success, may take substantial time and result in substantial cost, and may divert our efforts and attention from other aspects of our business. Any of the foregoing events could have a material adverse effect on our business, financial condition, results of operations and cash flows.



***The U.S. law relating to the patentability of certain inventions in the life sciences technology industry is uncertain and rapidly changing, which may adversely impact our existing patents or our ability to obtain patents in the future.***

Changes in either the patent laws or interpretation of the patent laws in the United States or in other jurisdictions could increase the uncertainties and costs surrounding the prosecution of patent applications and the enforcement or defense of issued patents. For instance, under the Leahy-Smith America Invents Act (the “America Invents Act”), enacted in September 2011, the United States transitioned to a first inventor to file system in which, assuming that other requirements for patentability are met, the first inventor to file a patent application is entitled to the patent on an invention regardless of whether a third party was the first to invent the claimed invention. These changes include allowing third-party submission of prior art to the United States Patent and Trademark Office (“USPTO”) during patent prosecution and additional procedures to challenge the validity of a patent through USPTO administered post-grant proceedings, including post-grant review, *inter partes* review and derivation proceedings. The America Invents Act and its implementation could increase the uncertainties and costs surrounding the prosecution of our patent applications and the enforcement or defense of our issued patents, all of which could have a material adverse effect on our business, financial condition, results of operations and prospects.

Various courts, including the U.S. Supreme Court, have rendered decisions that impact the scope of patentability of certain inventions or discoveries relating to life sciences technology. Specifically, these decisions stand for the proposition that patent claims that recite laws of nature are not themselves patentable unless those patent claims have sufficient additional features that provide practical assurance that the processes are genuine inventive applications of those laws rather than patent drafting efforts designed to monopolize the law of nature itself. What constitutes a “sufficient” additional feature is somewhat uncertain. Furthermore, in view of these decisions, since December 2014, the USPTO has published and continues to publish revised guidelines for patent examiners to apply when examining process claims for patent eligibility.

In addition, U.S. Supreme Court rulings have narrowed the scope of patent protection available in certain circumstances and weakened the rights of patent owners in certain situations. In addition to some degree of uncertainty with regard to our ability to obtain patents in the future, this combination of events has created a degree of uncertainty with respect to the value of patents, once obtained. Depending on relevant laws enacted by the U.S. Congress, and decisions by the federal courts and the USPTO, the laws and regulations governing patents could change in unpredictable ways that may have a material adverse effect on our ability to obtain new patents and to defend and enforce our existing patents and patents that we might obtain in the future.

Our patent portfolio may be negatively impacted by current uncertainties in the state of the law, new court rulings or changes in guidance or procedures issued by the USPTO or other similar patent offices around the world. From time to time, the U.S. Supreme Court, other federal courts, the U.S. Congress or the USPTO may change the standards of patentability, scope and validity of patents within the life sciences technology and any such changes, or any similar adverse changes in the patent laws of other jurisdictions, could have a negative impact on our business, financial condition, prospects and results of operations.

***We may not be able to protect our intellectual property rights throughout the world.***

The laws of some foreign countries do not offer intellectual property rights to the same extent as the laws of the United States, and we and our licensors may encounter difficulties in obtaining, enforcing and defending such rights in foreign jurisdictions. Consequently, we and our licensors may not be able to prevent third parties from practicing our or our licensors’ inventions in some or all countries outside the United States, or from selling or importing products made using our or our licensors’ inventions in other jurisdictions. Competitors and other third parties may use our technologies in jurisdictions where we have not obtained patent protection to develop their own products and technologies and may also export infringing products to territories where we have patent protection, but enforcement practices or laws are not as strong as those in the United States. These products may compete with our products. We and our licensors’ patents or other intellectual property rights may not be effective or sufficient to prevent them from competing. In addition, certain countries have compulsory licensing laws under which a patent owner may be compelled to grant licenses to other parties. Furthermore, many countries limit the enforceability of patents against other parties, including government agencies or government contractors. In these countries, the patent owner may have limited remedies, which could materially diminish the value of any patents.

Many companies have encountered significant problems in protecting and defending intellectual property rights in foreign jurisdictions. The legal systems of certain other countries are not as favorable as the United States in the

enforcement of patents and other intellectual property protection, which could make it difficult for us to stop the misappropriation or other violations of our intellectual property rights including infringement of our patents in such countries. The legal systems in certain countries may also favor state-sponsored entities or companies headquartered in particular jurisdictions over our first-in-time patents and other intellectual property protection. The absence of harmonized intellectual property protection laws and effective enforcement makes it difficult to ensure consistent respect for patents, trade secrets, and other intellectual property rights on a worldwide basis. As a result, it is possible that we will not be able to enforce our rights against third parties that misappropriate our proprietary technology in those countries.

Proceedings to enforce our or our licensors' patent rights in foreign jurisdictions could result in substantial cost and divert our efforts and attention from other aspects of our business, could put us and our licensors' patents at risk of being invalidated or interpreted narrowly and our licensors' patent applications at risk of not issuing, and could provoke third parties to assert claims against us. We and our licensors may not prevail in any lawsuits that we or our licensors initiate, or that are initiated against us or our licensors, and the damages or other remedies awarded, if any, may not be commercially meaningful. In addition, changes in the law and legal decisions by courts in the United States and foreign countries may affect our ability to obtain adequate protection for our products, services and other technologies and the enforcement of intellectual property. Accordingly, our efforts to enforce our intellectual property rights around the world may be inadequate to obtain a significant commercial advantage from the intellectual property that we develop or license. Any of the foregoing events could have a material adverse effect on our business, financial condition, results of operations and prospects.

***Issued patents covering our products could be found invalid or unenforceable if challenged.***

Our owned and licensed patents and patent applications may be subject to validity, enforceability and priority disputes. The issuance of a patent is not conclusive as to our inventorship, scope, validity or enforceability. Some of our patents or patent applications (including licensed patents and patent applications) may be challenged at a future point in time in opposition, derivation, reexamination, *inter partes* review, post-grant review or interference or other similar proceedings. Any successful third-party challenge to our patents in this or any other proceeding could result in the unenforceability or invalidity of such patents, which may lead to increased competition to our business, which could have a material adverse effect on our business, financial condition, results of operations and prospects. In addition, if we or our licensors initiate legal proceedings against a third party to enforce a patent covering our products, the defendant could counterclaim that such patent covering our products, as applicable, is invalid and/or unenforceable. In patent litigation in the United States, defendant counterclaims alleging invalidity or unenforceability are commonplace. There are numerous grounds upon which a third party can assert invalidity or unenforceability of a patent. Grounds for a validity challenge could be an alleged failure to meet any of several statutory requirements, including lack of novelty, obviousness or non-enablement. Grounds for an unenforceability assertion could be an allegation that someone connected with prosecution of the patent intentionally withheld relevant information from the relevant patent office, or knowingly made a misleading statement, during prosecution. Third parties may also raise similar claims before administrative bodies in the United States or abroad, even outside the context of litigation. Such mechanisms include *ex parte* re-examination, *inter partes* review, post-grant review, derivation and equivalent proceedings in non-U.S. jurisdictions, such as opposition proceedings. Such proceedings could result in revocation of or amendment to our patents in such a way that they no longer cover and protect our products. With respect to the validity of our patents, for example, we cannot be certain that there is no invalidating prior art of which we, our licensors, our patent counsel and the patent examiner were unaware during prosecution. The outcome following legal assertions of invalidity and unenforceability during patent litigation is unpredictable. If a defendant or other third party were to prevail on a legal assertion of invalidity or unenforceability, we would lose at least part, and perhaps all, of the patent protection on certain aspects of our products and technologies, which could have a material adverse effect on our business, financial condition, results of operations and prospects. In addition, if the breadth or strength of protection provided by our patents and patent applications is threatened, regardless of the outcome, it could dissuade companies from collaborating with us to license intellectual property or develop or commercialize current or future products.

We may not be aware of all third-party intellectual property rights potentially relating to our products. Publications of discoveries in the scientific literature often lag behind the actual discoveries, and patent applications in the United States and other jurisdictions are typically not published until approximately 18 months after filing or, in some cases, not until such patent applications issue as patents. We might not have been the first to make the inventions covered by each of our pending patent applications and we might not have been the first to file patent applications for these

inventions. To determine the priority of these inventions, we may have to participate in interference proceedings, derivation proceedings or other post-grant proceedings declared by the USPTO, or other similar proceedings in non-U.S. jurisdictions that could result in substantial cost to us and the loss of valuable patent protection. The outcome of such proceedings is uncertain. No assurance can be given that other patent applications will not have priority over our patent applications. In addition, changes to the patent laws of the United States allow for various post-grant opposition proceedings that have not been extensively tested, and their outcome is therefore uncertain. Furthermore, if third parties bring these proceedings against our patents, regardless of the merit of such proceedings and regardless of whether they are successful, we could experience significant costs and our management may be distracted. Any of the foregoing events could have a material adverse effect on our business, financial condition, results of operations and prospects.

***If we are unable to protect the confidentiality of our trade secrets, the value of our technology could be materially adversely affected, and our business could be harmed.***

We rely heavily on trade secrets and confidentiality agreements to protect our unpatented know-how, technology and other proprietary information, and to maintain our competitive position. However, trade secrets and know-how can be difficult to protect. In particular, we anticipate that with respect to our technologies, these trade secrets and know-how will over time be disseminated within the industry through independent development, the publication of journal articles describing the methodology, and the movement of personnel from academic to industry scientific positions.

In addition to pursuing patents on our technology, we take steps to protect our intellectual property and proprietary technology by entering into agreements, including confidentiality agreements, non-disclosure agreements and intellectual property assignment agreements, with our employees, consultants, academic institutions, corporate partners and, when needed, our advisers. However, we cannot be certain that such agreements have been entered into with all relevant parties, and we cannot be certain that our trade secrets and other confidential proprietary information will not be disclosed or that competitors or other third parties will not otherwise gain access to our trade secrets or independently develop substantially equivalent information and techniques. For example, any of these parties may breach the agreements and disclose our proprietary information, including our trade secrets, and we may not be able to obtain adequate remedies for such breaches. Such agreements may not be enforceable or may not provide meaningful protection for our trade secrets or other proprietary information in the event of unauthorized use or disclosure or other breaches of the agreements, and we may not be able to prevent such unauthorized disclosure, which could adversely impact our ability to establish or maintain a competitive advantage in the market, and our business, financial condition, results of operations and prospects.

Monitoring unauthorized disclosure is difficult, and we do not know whether the steps we have taken to prevent such disclosure are, or will be, adequate. If we were to enforce a claim that a third party had wrongfully obtained and was using our trade secrets, it would be expensive and time-consuming, it could distract our personnel, and the outcome would be unpredictable. In addition, courts outside the United States may be less willing to protect trade secrets.

We also seek to preserve the integrity and confidentiality of our confidential proprietary information by maintaining physical security of our premises and physical and electronic security of our information technology systems, but it is possible that these security measures could be breached. If any of our confidential proprietary information were to be lawfully obtained or independently developed by a competitor or other third party, absent patent protection, we would have no right to prevent such competitor from using that technology or information to compete with us, which could harm our competitive position. Competitors or third parties could purchase our products and attempt to replicate some or all of the competitive advantages we derive from our development efforts, design around our protected technology, develop their own competitive technologies that fall outside the scope of our intellectual property rights or independently develop our technologies without reference to our trade secrets. If any of our trade secrets were to be disclosed to or independently discovered by a competitor or other third party, it could materially and adversely affect our business, financial condition, results of operations and prospects.

***We may be subject to claims challenging the inventorship of our patents and other intellectual property.***

We or our licensors may be subject to claims that former employees, collaborators or other third parties have an interest in our owned or in-licensed patents, trade secrets or other intellectual property as an inventor or co-inventor. For example, we or our licensors may have inventorship disputes arise from alleged inventors such as employees, consultants or others who are involved in developing our products, some of whom may have conflicting IP ownership

obligations. In addition, counterparties to our consulting, sponsored research, software development and other agreements may assert that they have an ownership interest in intellectual property developed under such arrangements. In particular, certain software development agreements pursuant to which certain third parties have developed parts of our proprietary software may not include provisions that expressly assign to us ownership of all intellectual property developed for us by such third parties. Furthermore, certain of our sponsored research agreements pursuant to which we provide certain research services for third parties do not assign to us all intellectual property developed under such agreements. As such, we may not have the right to use all such developed intellectual property under such agreements, we may be required to obtain licenses from third parties and such licenses may not be available on commercially reasonable terms or at all, or may be non-exclusive. If we are unable to obtain such licenses and such licenses are necessary for the development, manufacture and commercialization of our products and technologies, we may need to cease the development, manufacture and commercialization of our products and technologies. Litigation may be necessary to defend against these and other claims challenging inventorship of our or our licensors' ownership of our owned or in-licensed patents, trade secrets or other intellectual property. If we or our licensors fail in defending any such claims, in addition to paying monetary damages, we may lose valuable intellectual property rights. In such an event, we may be required to obtain licenses from third parties and such licenses may not be available on commercially reasonable terms or at all, or may be non-exclusive. If we are unable to obtain and maintain such licenses, we may need to cease the development, manufacture and commercialization of our products and technologies. Even if we are successful in defending against such claims, litigation could result in substantial costs and be a distraction to management and other employees, and certain customers or partners may defer engaging with us until the particular dispute is resolved. Any of the foregoing could have a material adverse effect on our business, financial condition, results of operations and prospects.

***We may not be able to protect and enforce our trademarks and trade names, or build name recognition in our markets of interest thereby harming our competitive position.***

The registered or unregistered trademarks or trade names that we own may be challenged, infringed, circumvented, declared generic, lapsed or determined to be infringing on or dilutive of other marks. We may not be able to protect our rights in these trademarks and trade names, which we need in order to build name recognition. In addition, third parties have filed, and may in the future file, for registration of trademarks similar or identical to our trademarks, thereby impeding our ability to build brand identity and possibly leading to market confusion. If such third parties were to succeed in registering or developing common law rights in any other trademarks that are similar or identical to our trademarks, and if we are not successful in challenging such rights and defending against challenges to our trademarks, we may not be able to use such trademarks to develop brand recognition of our technologies, products or services. In addition, there could be potential trade name or trademark infringement claims brought by owners of other registered trademarks or trademarks that incorporate variations of our registered or unregistered trademarks or trade names. Further, we have and may in the future enter into agreements with owners of such third party trade names or trademarks to avoid potential trademark litigation which may limit our ability to use our trade names or trademarks in certain fields of business. Over the long term, if we are unable to establish name recognition based on our trademarks and trade names, then we may not be able to compete effectively, and our business, financial condition, results of operations and prospects may be adversely affected. Our efforts to enforce or protect our proprietary rights related to trademarks, trade secrets, domain names, copyrights or other intellectual property may be ineffective and could result in substantial costs and diversion of resources. Any of the foregoing events could have a material adverse effect on our business, financial condition, results of operations and cash flows.

***Patent terms may be inadequate to protect our competitive position on our products for an adequate amount of time.***

Patents have a limited lifespan. In the United States, if all maintenance fees are timely paid, the natural expiration of a utility patent is generally 20 years from its earliest U.S. non-provisional filing date. While extensions may be available, the life of a patent, and the protection it affords, is limited. In the United States, a patent's term may, in certain cases, be lengthened by patent term adjustment, which compensates a patentee for administrative delays by the USPTO in examining and granting a patent or may be shortened if a patent is terminally disclaimed over a commonly owned patent or a patent naming a common inventor and having an earlier expiration date. Even if patents covering our products are obtained, once the patent life has expired, we may be open to additional competition from competitive products. If one of our products requires extended development, testing and/or regulatory review, patents



protecting such products might expire before or shortly after such products are commercialized. As a result, our owned and licensed patent portfolio may not provide us with sufficient rights to exclude others from commercializing products similar or identical to our products, which could have a material adverse effect on our business, financial condition, results of operations and cash flows.

***We may be subject to claims that our employees, consultants or independent contractors have wrongfully used or disclosed to us alleged trade secrets of their other clients or former employers, which could subject us to costly litigation.***

As is common in the life sciences industry, we engage the services of consultants and independent contractors to assist us in the development of our products. Many of these consultants and independent contractors were previously employed at, or may have previously or may be currently providing consulting or other services to, universities or other technology, biotechnology or pharmaceutical companies, including our competitors or potential competitors. We may become subject to claims that we, a consultant or an independent contractor inadvertently or otherwise used or disclosed trade secrets or other information proprietary to their former employers or their former or current clients. We may similarly be subject to claims stemming from similar actions of an employee, such as one who was previously employed by another company, including a competitor or potential competitor. Litigation may be necessary to defend against these claims. Even if we are successful in defending against these claims, litigation could result in substantial costs and be a distraction to our management team. If we are not successful, we could lose access or exclusive access to valuable intellectual property.

***We may become involved in lawsuits to defend against third-party claims of infringement, misappropriation or other violations of intellectual property or to protect or enforce our intellectual property, any of which could be expensive, time consuming and unsuccessful, and may prevent or delay our development and commercialization efforts.***

Our commercial success depends in part on our ability and the ability of future collaborators to develop, manufacture, market and sell our products and use our products and technologies without infringing, misappropriating or otherwise violating the intellectual property rights of third parties. There is a substantial amount of litigation involving patents and other intellectual property rights in the life sciences technology sector, as well as administrative proceedings for challenging patents, including interference, derivation, *inter partes* review, post grant review, and reexamination proceedings before the USPTO, or oppositions and other comparable proceedings in foreign jurisdictions. We may be exposed to, or threatened with, future litigation by third parties having patent or other intellectual property rights alleging that our products, manufacturing methods, software and/or technologies infringe, misappropriate or otherwise violate their intellectual property rights. Numerous issued patents and pending patent applications that are owned by third parties exist in the fields in which we are developing our products and technologies. It is not always clear to industry participants, including us, the claim scope that may be issued from pending patent applications owned by third parties or which patents cover various types of products, technologies or their methods of use or manufacture. Thus, because of the large number of patents issued and patent applications filed in our fields, there may be a risk that third parties, including our competitors, may allege they have patent rights encompassing our products, technologies or methods and that we are employing their proprietary technology without authorization.

If third parties, including our competitors, believe that our products or technologies infringe, misappropriate or otherwise violate their intellectual property, such third parties may seek to enforce against us their intellectual property, including patents, by filing against us an intellectual property-related lawsuit, including a patent infringement lawsuit. Even if we believe third-party intellectual property claims are without merit, there is no assurance that a court would find in our favor on questions of infringement, validity, enforceability, or priority. If any third parties were to assert these or any other patents against us and we are unable to successfully defend against any such assertions, we may be required, including by court order, to cease the development and commercialization of the infringing products or technology and we may be required to redesign such products and technologies so they do not infringe such patents, which may not be possible or may require substantial monetary expenditures and time. We could also be required to pay damages, which could be significant, including treble damages and attorneys' fees if we are found to have willfully infringed such patents. We could also be required to obtain a license to such patents in order to continue the development and commercialization of the infringing product or technology. However, such a license may not be available on commercially reasonable terms or at all, including because certain of these patents may be held by or exclusively licensed to our competitors. Even if such license is available, it may require substantial payments or cross-licenses under our intellectual property rights, and it may only be available on a nonexclusive

basis, in which case third parties, including our competitors, could use the same licensed intellectual property to compete with us. Any of the foregoing could have a material adverse effect on our business, financial condition, results of operations or prospects.

We may choose to challenge, including in connection with any allegation of patent infringement by a third party, the patentability, validity, ownership or enforceability of any third-party patent that we believe may have applicability in our field, and any other third-party patent that may at some future time possibly be asserted against us. Such challenges may be brought either in court or by requesting that the USPTO, European Patent Office (“EPO”), or other foreign patent offices review the patent claims, such as in an *ex-parte* reexamination, *inter partes* review, post-grant review proceeding or opposition proceeding. However, there can be no assurance that any such challenge by us or any third party will be successful. Even if such proceedings are successful, these proceedings are expensive and may consume our time or other resources, distract our management and technical personnel, and the costs of these opposition proceedings could be substantial. There can be no assurance that our defenses of non-infringement, invalidity or unenforceability will succeed.

Third parties, including our competitors, could be infringing, misappropriating or otherwise violating our solely owned and/or in-licensed intellectual property rights. Monitoring unauthorized use of intellectual property is difficult and costly. We may not be able to detect unauthorized use of, or take appropriate steps to enforce, our intellectual property rights. From time to time, we seek to analyze our competitors’ products and services, and may in the future seek to enforce our rights based on potential infringement, misappropriation or violation of our intellectual property. However, the steps we will take to protect our intellectual property rights may not be adequate to enforce our rights as against such infringement, misappropriation or violation of our intellectual property. Any inability to meaningfully enforce our intellectual property rights could harm our ability to compete and reduce demand for our products and technologies.

Litigation proceedings may be necessary for us to enforce our patent and other intellectual property rights. In any such proceeding, a court may refuse to stop the other party from using the technology at issue on the grounds that our owned and in-licensed patents do not cover the technology in question. Further, in such a proceeding, the defendant could counterclaim that our intellectual property is invalid or unenforceable and the court may agree, in which case we could lose valuable intellectual property rights, which could allow third parties to commercialize technology or products similar to ours and compete directly with us, without payment to us. Alternatively or additionally, such proceeding could result in requiring us to obtain license rights from the prevailing party in order to be able to manufacture or commercialize our products without infringing such party’s intellectual property rights, and if we are unable to obtain such a license, we may be required to cease commercialization of our products and technologies, any of which could have a material adverse effect on our business, financial condition, results of operations and prospects. The outcome in any such proceeding is unpredictable.

Regardless of whether we are defending against or asserting an intellectual property-related claim in an intellectual property-related proceeding that may be necessary in the future, and regardless of outcome, substantial costs and diversion of resources may result which could have a material adverse effect on our business, financial condition, results of operations and prospects. Furthermore, because of the substantial amount of discovery required in connection with intellectual property litigation, there is a risk that some of our confidential information could be compromised by disclosure during this type of litigation. In addition, there could be public announcements of the results of hearings, motions, or other interim proceedings or developments, and if securities analysts or investors perceive these results to be negative, it could have a substantial adverse effect on the price of our Class A common stock. Some of our competitors and other third parties may be able to sustain the costs of such litigation or proceedings more effectively than we can because of their greater financial resources and more mature and developed intellectual property portfolios. We may not have sufficient financial or other resources to adequately conduct these types of litigation or proceedings. Any of the foregoing, or any uncertainties resulting from the initiation and continuation of any litigation, could have a material adverse effect on our business, financial condition, results of operations and prospects. Claims that we have misappropriated the confidential information or trade secrets of third parties could have a similar adverse effect on our business, financial condition, results of operations and prospects.

***Obtaining and maintaining our patent protection depends on compliance with various required procedures, document submissions, fee payments and other requirements imposed by governmental patent agencies, and our patent protection could be reduced or eliminated for non-compliance with these requirements.***

Periodic maintenance fees, renewal fees, annuity fees and various other governmental fees on patents and/or applications will be due to be paid to the USPTO and various governmental patent agencies outside of the United



States at several stages over the lifetime of the patents and/or applications. The USPTO and various non-U.S. governmental patent agencies require compliance with a number of procedural, documentary, fee payment and other similar provisions during the patent application process. In certain circumstances, we rely on our licensors to pay these fees due to the U.S. and non-U.S. patent agencies and to take the necessary action to comply with these requirements with respect to our licensed intellectual property. In many cases, an inadvertent lapse can be cured by payment of a late fee or by other means in accordance with the applicable rules. However, there are situations in which non-compliance can result in abandonment or lapse of the patent or patent application, resulting in partial or complete loss of patent rights in the relevant jurisdiction. In such an event, our competitors may be able to enter the market without infringing our patents and this circumstance could have a material adverse effect on our business, financial condition, results of operations and prospects.

***We currently rely on licenses from third parties, and in the future may rely on additional licenses from other third parties, and if we lose any of these licenses, then we may be subjected to future litigation.***

We are, and may in the future become, a party to license agreements that grant us rights to use certain intellectual property, including patents and patent applications, typically in certain specified fields of use. We may need to obtain additional licenses from others to advance our research, development and commercialization activities.

Our success may depend in part on the ability of our licensors and any future licensors to obtain, maintain and enforce patent protection for our licensed intellectual property. Without protection for the intellectual property we license, other companies might be able to offer substantially identical products and technologies for sale, which could materially adversely affect our competitive business position and harm our business prospects, financial condition, results of operations or cash flows.

Our current license agreements impose, and future agreements may impose, various diligence, commercialization, milestone payment, royalty, insurance and other obligations on us and require us to meet development timelines, or to exercise commercially reasonable efforts to develop and commercialize licensed products, in order to maintain the licenses. If we fail to comply with these obligations, our licensor(s) may have the right to terminate our license, in which event we would not be able to develop or market products or technology covered by the licensed intellectual property. Any of the foregoing could have a material adverse effect on our competitive position, business, financial conditions, results of operations and prospects.

Moreover, disputes may also arise between us and our licensors regarding intellectual property subject to a license agreement, including:

- the scope of rights granted under the license agreement and other interpretation-related issues;
- our financial or other obligations under the license agreement;
- whether, and the extent to which, our products, technology and processes infringe on intellectual property of the licensor that is not subject to the licensing agreement;
- our diligence obligations under the license agreement and what activities satisfy those diligence obligations;
- the inventorship and ownership of inventions and know-how resulting from the joint creation or use of intellectual property by our licensor(s); and
- the priority of invention of patented technology.

If we do not prevail in such disputes, we may lose any or all of our rights under such license agreements, experience significant delays in the development and commercialization of our products and technologies, or incur liability for damages, any of which could have a material adverse effect on our business, financial condition, results of operations, and prospects. In addition, we may seek to obtain additional licenses from our licensor(s) and, in connection with obtaining such licenses, we may agree to amend our existing licenses in a manner that may be more favorable to the licensor(s), including by agreeing to terms that could enable third parties, including our competitors, to receive licenses to a portion of the intellectual property that is subject to our existing licenses and to compete with our products.

In addition, the agreements under which we currently and in the future license intellectual property or technology from third parties are complex and certain provisions in such agreements may be susceptible to multiple interpretations. The resolution of any contract interpretation disagreement that may arise could narrow what we

believe to be the scope of our rights to the relevant intellectual property or technology or increase what we believe to be our financial or other obligations under the relevant agreement, either of which could have a material adverse effect on our business, financial condition, results of operations and prospects. Moreover, if disputes over intellectual property that we have licensed prevent or impair our ability to maintain our current licensing arrangements on commercially acceptable terms, we may be unable to successfully develop and commercialize any affected products or services, which could have a material adverse effect on our business, financial condition, results of operations and prospects.

Absent the license agreements, we may infringe patents subject to those agreements, and if the license agreements are terminated, we may be subject to litigation by the licensor. Litigation could result in substantial costs and distract our management. If we do not prevail, we may be required to pay damages, including treble damages, attorneys' fees or costs and expenses and royalties, which could adversely affect our ability to offer products or services, our ability to continue operations and our business, financial condition, results of operations and prospects.

***If we cannot license rights to use technologies on reasonable terms, we may not be able to commercialize new products in the future.***

We may identify third-party technology that we may need to license or acquire in order to develop or commercialize our products or technologies. However, we may be unable to secure such licenses or acquisitions. The licensing or acquisition of third-party intellectual property rights is a competitive area, and several more established companies may pursue strategies to license or acquire third-party intellectual property rights that we may consider attractive or necessary. These established companies may have a competitive advantage over us due to their size, capital resources and greater clinical development and commercialization capabilities. In addition, companies that perceive us to be a competitor may be unwilling to assign or license rights to us.

We also may be unable to license or acquire third-party intellectual property rights on terms that would allow us to make an appropriate return on our investment or at all. In return for the use of a third party's technology, we may agree to pay the licensor royalties based on sales of our products or services. Royalties are a component of cost of products or technologies and affect the margins on our products. We may also need to negotiate licenses to patents or patent applications before or after introducing a commercial product. We may not be able to obtain necessary licenses to patents or patent applications, and our business may suffer if we are unable to enter into the necessary licenses on acceptable terms or at all, if any necessary licenses are subsequently terminated, if the licensor fails to abide by the terms of the license or fails to prevent infringement by third parties, or if the licensed intellectual property rights are found to be invalid or unenforceable.

***Certain of our in-licensed patents are, and our future owned and in-licensed patents may be, subject to a reservation of rights by one or more third parties, including government march-in rights, that may limit our ability to exclude third parties from commercializing products similar or identical to ours.***

In addition, our owned and in-licensed patents may be subject to a reservation of rights by one or more third parties. For example, the U.S. government has certain rights, including march-in rights, to patent rights and technology funded by the U.S. government and licensed to us from Boreal and the University of British Columbia. When new technologies are developed with government funding, in order to secure ownership of such patent rights, the recipient of such funding is required to comply with certain government regulations, including timely disclosing the inventions claimed in such patent rights to the U.S. government and timely electing title to such inventions. Any failure to timely elect title to such inventions may permit the U.S. government to, at any time, take title in such inventions. Additionally, the U.S. government generally obtains certain rights in any resulting patents, including a non-exclusive license authorizing the government to use the invention or to have others use the invention on its behalf. If the government decides to exercise these rights, it is not required to engage us as our contractor in connection with doing so. These rights may permit the U.S. government to disclose our confidential information to third parties and to exercise march-in rights to use or allow third parties to use our licensed technology. The U.S. government can exercise its march-in rights if it determines that action is necessary because we fail to achieve practical application of the government-funded technology, because action is necessary to alleviate health or safety needs, to meet requirements of federal regulations, or to give preference to U.S. industry. In addition, our rights in such inventions may be subject to certain requirements to manufacture products embodying such inventions in the United States. Any exercise by the government of any of the foregoing rights could have a material adverse effect on our business, financial condition, results of operations and prospects.

***Our products contain third-party open-source software components and failure to comply with the terms of the underlying open-source software licenses could restrict our ability to sell our products and provide third parties access to our proprietary software.***

Our products may contain software licensed by third parties under open-source software licenses. Use and distribution of open-source software may entail greater risks than use of third-party commercial software, as open-source software licensors generally do not provide warranties or other contractual protections regarding infringement claims or the quality of the code. Some open-source software licenses contain requirements that the licensee make its source code publicly available if the licensee creates modifications or derivative works using the open-source software, depending on the type of open-source software the licensee uses and how the licensee uses it. If we combine our proprietary software with open-source software in a certain manner, we could, under certain open-source software licenses, be required to release the source code of our proprietary software to the public for free. This would allow our competitors and other third parties to create similar products with less development effort and time and ultimately could result in a loss of our product sales and revenue, which could have a material adverse effect on our business, financial condition, results of operations and prospects. In addition, some companies that use third-party open-source software have faced claims challenging their use of such open-source software and their compliance with the terms of the applicable open-source license. We may be subject to suits by third parties claiming ownership of what they believe to be open-source software or claiming non-compliance with the applicable open-source licensing terms. Use of open-source software may also present additional security risks because the public availability of such software may make it easier for hackers and other third parties to compromise or attempt to compromise our technology platform and systems.

Although we review our use of open-source software to avoid subjecting our proprietary software to conditions we do not intend, the terms of many open source-software licenses have not been interpreted by U.S. courts, and there is a risk that these licenses could be construed in a way that could impose unanticipated conditions or restrictions on our ability to commercialize our products and proprietary software. Moreover, our processes for monitoring and controlling our use of open-source software in our products may not be effective. If we are held to have breached the terms of an open-source software license, we could be subject to damages, required to seek licenses from third parties to continue offering our products on terms that are not economically feasible, to re-engineer our products, to discontinue the sale of our products if re-engineering could not be accomplished on a timely basis, or to make generally available, in source code form, our proprietary code, any of which could adversely affect our business, financial condition, results of operations and prospects.

***Intellectual property rights do not necessarily address all potential threats.***

The degree of future protection afforded by our intellectual property rights is uncertain because intellectual property rights have limitations and may not adequately protect our business or permit us to maintain our competitive advantage. For example:

- others may be able to make products that are similar to products and technologies we may develop or utilize similar technology that are not covered by the claims of the patents that we own or license now or in the future;
- we, or our licensor(s), might not have been the first to make the inventions covered by the issued patent or pending patent application that we license or may own in the future;
- we, or our licensor(s), might not have been the first to file patent applications covering certain of our or their inventions;
- others may independently develop similar or alternative technologies or duplicate any of our technologies without infringing, misappropriating or otherwise violating our owned or licensed intellectual property rights;
- it is possible that our pending licensed patent applications or those that we may own in the future will not lead to issued patents;
- issued patents that we hold rights to may be held invalid or unenforceable, including as a result of legal challenges by our competitors;

- our competitors might conduct research and development activities in countries where we do not have patent rights and then use the information learned from such activities to develop competitive products for sale in our major commercial markets;
- we may not develop additional proprietary technologies that are patentable;
- the patents of others may harm our business; and
- we may choose not to file a patent for certain trade secrets or know-how, and a third party may subsequently file a patent covering such intellectual property.

If any of these events occur, they could materially adversely affect our business, financial condition, results of operations and prospects.

### **Risks Related to Our Securities and to Being a Public Company**

***Our outstanding warrants became exercisable for our Class A common stock in September 2021, which increased the number of shares eligible for future resale in the public market and resulted in dilution to our stockholders.***

Following the Business Combination, there were 3,833,319 outstanding warrants issued in connection with the initial public offering of HighCape (the “Public Warrants”) to purchase 3,833,319 shares of our Class A common stock at an exercise price of \$11.50 per share, which warrants became exercisable on September 9, 2021, 12 months from the closing of HighCape’s initial public offering, which occurred on September 9, 2020. In addition, there are 135,000 private placement warrants (the “Private Warrants”) to purchase 135,000 shares of our Class A common stock at an exercise price of \$11.50 per share. In certain circumstances, the Public Warrants and Private Warrants may be exercised on a cashless basis. To the extent such warrants are exercised, additional shares of our Class A common stock will be issued, which will result in dilution to the holders of our Class A common stock and increase the number of shares eligible for resale in the public market. Sales of substantial numbers of such shares in the public market could adversely affect the market price of our Class A common stock, the impact of which is increased as the value of our stock price increases.

***Our warrants are accounted for as liabilities and changes in the value of our warrants could have a material effect on our financial results.***

On April 12, 2021, the Acting Director of the Division of Corporation Finance and Acting Chief Accountant of the SEC together issued a statement regarding the accounting and reporting considerations for warrants issued by special purpose acquisition companies entitled “Staff Statement on Accounting and Reporting Considerations for Warrants Issued by Special Purpose Acquisition Companies” (“SPACs”) (the “SEC Statement”). Specifically, the SEC Statement focused on certain settlement terms and provisions related to certain tender offers following a business combination, which terms are similar to those contained in the warrant agreement governing our warrants. As a result of the SEC Statement, HighCape reevaluated the accounting treatment of its Public Warrants and Private Warrants and determined to classify the warrants as derivative liabilities measured at fair value, with changes in fair value each period reported in earnings.

As a result, included on our balance sheets as of December 31, 2022 and December 31, 2021 are derivative liabilities related to our warrants. Accounting Standards Codification 815, *Derivatives and Hedging* (“ASC 815”), provides for the remeasurement of the fair value of such derivatives at each balance sheet date, with a resulting non-cash gain or loss related to the change in the fair value being recognized in earnings in the statement of operations. As a result of the recurring fair value measurement, our consolidated financial statements and results of operations may fluctuate quarterly, based on factors that are outside of our control. Due to the recurring fair value measurement, it is expected that we will recognize non-cash gains or losses on the warrants each reporting period and that the amount of such gains or losses could be material.

***We have in the past experienced material weaknesses in our internal control over financial reporting, and if we experience such material weaknesses in our internal control over financial reporting in the future or otherwise fail to maintain an effective system of internal controls in the future, we may not be able to report our financial condition, results of operations or cash flows accurately or in a timely manner, which may adversely affect investor confidence in us and, as a result, materially and adversely affect our business and the value of our Class A common stock.***

A material weakness is a deficiency, or a combination of deficiencies, in internal control over financial reporting such that there is a reasonable possibility that a material misstatement of a company's annual or interim financial statements will not be prevented or detected and corrected on a timely basis.

Effective internal controls are necessary for us to provide reliable financial reports and prevent fraud. Material weaknesses could result in material misstatements to our annual or interim financial statements that might not be prevented or detected on a timely basis, or in delayed filing of required periodic reports. If we are unable to assert that our internal control over financial reporting is effective, or if our independent registered public accounting firm is unable to express an unqualified opinion as to the effectiveness of the internal control over financial reporting, investors may lose confidence in the accuracy and completeness of our financial reporting, the market price of our Class A common stock could be adversely affected and we could become subject to litigation or investigations by Nasdaq, the SEC, or other regulatory authorities, which could require additional financial and management resources.

If we identify any material weaknesses in the future, any such newly identified material weakness could limit our ability to prevent or detect a misstatement of our accounts or disclosures that could result in a material misstatement of our annual or interim financial statements. In such case, we may be unable to maintain compliance with securities law requirements regarding timely filing of periodic reports in addition to applicable stock exchange listing requirements, investors may lose confidence in our financial reporting and our stock price may decline as a result. We cannot assure you that the measures we have taken to date, or any measures that may be taken in the future, will be sufficient to avoid potential future material weaknesses.

In addition, we may face potential for litigation or other disputes which may include, among others, claims invoking the federal and state securities laws, contractual claims or other claims arising from the restatement and material weaknesses in our internal control over financial reporting and the preparation of our consolidated financial statements. We can provide no assurance that such litigation or dispute will not arise in the future. Any such litigation or dispute, whether successful or not, could have a material adverse effect on our business, financial condition, results of operations and cash flows.

***Our disclosure controls and procedures may not prevent or detect all errors or acts of fraud.***

We are subject to the periodic reporting requirements of the Exchange Act. We design our disclosure controls and procedures to reasonably assure that information we are required to disclose in reports we file or submit under the Exchange Act is accumulated and communicated to management, recorded, processed, summarized and reported within the time periods specified in the rules and forms of the SEC. We believe that any disclosure controls and procedures or internal controls and procedures, no matter how well conceived and operated, can provide only reasonable, not absolute, assurance that the objectives of the control system are met. These inherent limitations include the realities that judgments in decision-making can be faulty, and that breakdowns can occur because of simple errors or mistakes. Additionally, controls can be circumvented by the individual acts of some persons, by collusion of two or more people, or by an unauthorized override of the controls. Accordingly, because of the inherent limitations in our control system, misstatements or insufficient disclosure due to error or fraud may occur and we may not detect them.

Any failure to maintain effective internal controls and procedures over financial reporting could severely inhibit our ability to accurately report our financial condition, results of operations or cash flows.

***There can be no assurance that the warrants will be in the money prior to their expiration, and they may expire worthless.***

The exercise price for our outstanding warrants is \$11.50 per share of our Class A common stock. There can be no assurance that the warrants will be in the money prior to their expiration, and as such, the warrants may expire worthless.

There are currently outstanding an aggregate of 3,968,319 warrants to acquire shares of our Class A common stock, which comprise 135,000 Private Warrants held by HighCape's initial stockholders at the time of HighCape's initial



public offering and 3,833,319 Public Warrants. Each of our outstanding whole warrants is exercisable as of September 9, 2021, for one share of our Class A common stock in accordance with its terms. Therefore, as of December 31, 2022, if we assume that each outstanding whole warrant is exercised and one share of HighCape Class A common stock is issued as a result of such exercise, with payment of the exercise price of \$11.50 per share, our fully-diluted share capital would increase by a total of 3,968,319 shares, with approximately \$45.6 million paid to us to exercise the warrants.

***Because we are a “controlled company” within the meaning of the Nasdaq rules, our stockholders may not have certain corporate governance protections that are available to stockholders of companies that are not controlled companies.***

So long as more than 50% of the voting power for the election of our directors is held by an individual, a group or another company, we will qualify as a “controlled company” within the meaning of the Nasdaq listing rules. As of March 1, 2023, Dr. Rothberg controlled 80.2% of the voting power of our outstanding capital stock. As a result, we are a “controlled company” within the meaning of the Nasdaq corporate governance standards and are not subject to the requirements that would otherwise require us to have: (i) a majority of independent directors; (ii) a compensation committee comprised solely of independent directors; and (iii) director nominees selected, or recommended for our board of director’s selection, either by a majority of the independent directors or a nominating committee comprised solely of independent directors.

Dr. Rothberg may have his interest in us diluted due to future equity issuances or his own actions in selling shares of our Class B common stock, in each case, which could result in a loss of the “controlled company” exemption under the Nasdaq listing rules. We would then be required to comply with those provisions of the Nasdaq listing requirements.

***The dual class structure of our common stock has the effect of concentrating voting power with our Chairman of the Board and Founder, which will limit an investor’s ability to influence the outcome of important transactions, including a change in control.***

Shares of our Class B common stock have 20 votes per share, while shares of our Class A common stock have one vote per share. Dr. Rothberg and his affiliates hold all of the issued and outstanding shares of our Class B common stock, and as of March 1, 2023, Dr. Rothberg and his affiliates held 80.2% of the voting power of our capital stock and is able to control matters submitted to our stockholders for approval, including the election of directors, amendments to our organizational documents and any merger, consolidation, sale of all or substantially all of our assets or other major corporate transactions. Dr. Rothberg may have interests that differ from yours and may vote in a way with which you disagree, and which may be adverse to your interests. This concentrated control may have the effect of delaying, preventing or deterring a change in control of us, could deprive our stockholders of an opportunity to receive a premium for their capital stock as part of a sale of us, and might ultimately affect the market price of shares of our Class A common stock. If additional shares of our Class B common stock are issued, your shares and your votes may be significantly diluted.

***We cannot predict the impact our dual class structure may have on the stock price of our Class A common stock.***

We cannot predict whether our dual class structure will result in a lower or more volatile market price of our Class A common stock or in adverse publicity or other adverse consequences. For example, certain index providers have announced restrictions on including companies with multiple-class share structures in certain of their indexes. Under these policies, our dual class capital structure would make us ineligible for inclusion in certain indices, and as a result, mutual funds, exchange-traded funds and other investment vehicles that attempt to passively track those indices will not be investing in our stock. It is unclear what effect, if any, these policies will have on the valuations of publicly traded companies excluded from such indices, but it is possible that they may depress valuations, as compared to similar companies that are included. As a result, the market price of shares of our Class A common stock could be adversely affected.



***Delaware law and provisions in our certificate of incorporation and bylaws could make a takeover proposal more difficult.***

Our organizational documents are governed by Delaware law. Certain provisions of Delaware law and of our certificate of incorporation and bylaws could discourage, delay, defer or prevent a merger, tender offer, proxy contest or other change of control transaction that a stockholder might consider in its best interest, including those attempts that might result in a premium over the market price for the shares of our Class A common stock held by our stockholders. These provisions provide for, among other things:

- the ability of our board of directors to issue one or more series of preferred stock;
- stockholder action by written consent only until the first time when Dr. Rothberg ceases to beneficially own a majority of the voting power of our capital stock;
- certain limitations on convening special stockholder meetings;
- advance notice for nominations of directors by stockholders and for stockholders to include matters to be considered at our annual meetings;
- amendment of certain provisions of the organizational documents only by the affirmative vote of (i) a majority of the voting power of our capital stock so long as Dr. Rothberg beneficially owns shares representing a majority of the voting power of our capital stock and (ii) at least two-thirds of the voting power of the capital stock from and after the time that Dr. Rothberg ceases to beneficially own shares representing a majority of our voting power; and
- a dual-class common stock structure with 20 votes per share of our Class B common stock, the result of which is that Dr. Rothberg has the ability to control the outcome of matters requiring stockholder approval, even though Dr. Rothberg owns less than a majority of the outstanding shares of our capital stock.

These anti-takeover provisions as well as certain provisions of Delaware law could make it more difficult for a third party to acquire us, even if the third party's offer may be considered beneficial by many of our stockholders. As a result, our stockholders may be limited in their ability to obtain a premium for their shares. If prospective takeovers are not consummated for any reason, we may experience negative reactions from the financial markets, including negative impacts on the price of our common stock. These provisions could also discourage proxy contests and make it more difficult for our stockholders to elect directors of their choosing and to cause us to take other corporate actions that our stockholders desire.

***Our certificate of incorporation designates the Court of Chancery of the State of Delaware as the sole and exclusive forum for certain types of actions and proceedings and the federal district courts as the sole and exclusive forum for other types of actions and proceedings, in each case, that may be initiated by our stockholders, which could limit our stockholders' ability to obtain what such stockholders believe to be a favorable judicial forum for disputes with us or our directors, officers or other employees.***

Our certificate of incorporation provides that, unless we consent to the selection of an alternative forum, any (i) derivative action or proceeding brought on behalf of us; (ii) action asserting a claim of breach of a fiduciary duty owed by, or any other wrongdoing by, any current or former director, officer or other employee or stockholder of ours; (iii) action asserting a claim against us or any director or officer arising pursuant to any provision of the General Corporation Law of the State of Delaware ("DGCL") or our certificate of incorporation or our bylaws; or (iv) action to interpret, apply, enforce, or determine the validity of any provisions in the certificate of incorporation or bylaws; or (v) action asserting a claim against us or any director or officer of ours governed by the internal affairs doctrine, shall, to the fullest extent permitted by law, be exclusively brought in the Court of Chancery of the State of Delaware or, if such court does not have subject matter jurisdiction thereof, the federal district court of the State of Delaware. Subject to the foregoing, the federal district courts of the United States are the exclusive forum for the resolution of any action, suit or proceeding asserting a cause of action under the Securities Act. The exclusive forum provision does not apply to suits brought to enforce any liability or duty created by the Exchange Act. Any person or entity purchasing or otherwise acquiring an interest in any shares of our capital stock shall be deemed to have notice of and to have consented to the forum provisions in our certificate of incorporation. These choice-of-forum provisions may limit a stockholder's ability to bring a claim in a judicial forum that he, she or it believes to be favorable for disputes with us or our directors, officers or other employees or stockholders, which may discourage such lawsuits. We note that there is uncertainty as to whether a court would enforce these provisions and that investors cannot waive compliance with the federal securities laws and the rules and regulations thereunder. Section 22 of the Securities Act

creates concurrent jurisdiction for state and federal courts over all suits brought to enforce any duty or liability created by the Securities Act or the rules and regulations thereunder.

Alternatively, if a court were to find these provisions of our certificate of incorporation inapplicable or unenforceable with respect to one or more of the specified types of actions or proceedings, we may incur additional costs associated with resolving such matters in other jurisdictions, which could materially adversely affect our business, financial condition, results of operations and cash flows and result in a diversion of the time and resources of our management and board of directors.

**ITEM 1B. UNRESOLVED STAFF COMMENTS**

None.

**ITEM 2. PROPERTIES**

We currently maintain our executive offices at 530 Old Whitfield Street, Guilford, Connecticut 06437. We also occupy office and laboratory space at 485 Old Whitfield Street, Guilford, Connecticut, 351 New Whitfield Street, Guilford, Connecticut, 5107 Pegasus Court (Suites F-M), Frederick, Maryland, 3000 El Camino Real (Suite 100), Palo Alto, California, 27 E 28<sup>th</sup> Street, New York, New York, 5510 Morehouse Drive, San Diego, California, 115 Munson Street, New Haven, Connecticut and 29 Business Park Drive, Branford, CT. We have our semiconductor chip assembly and packaging business at 3070 McCann Farm Drive, Garnet Valley, Pennsylvania.

**ITEM 3. LEGAL PROCEEDINGS**

We are not currently a party to any material legal proceedings.

**ITEM 4. MINE SAFETY DISCLOSURES**

Not applicable.

## PART II

### ITEM 5. MARKET FOR REGISTRANT'S COMMON EQUITY, RELATED STOCKHOLDER MATTERS AND ISSUER PURCHASES OF EQUITY SECURITIES

#### Market Information

Prior to the Closing of the Business Combination on June 10, 2021, HighCape's units, Class A common stock and public warrants were listed on the Nasdaq under the symbols "CAPAU," "CAPA," and "CAPAW," respectively. Upon the Closing of the Business Combination, we changed our name to "Quantum-Si Incorporated" and our Class A common stock and warrants to purchase Class A common stock began trading on the Nasdaq under the symbols "QSI" and "QSIAW", respectively.

#### Stockholders

As of March 1, 2023, we had approximately 120,006,757 shares of Class A common stock issued and outstanding held of record by 86 holders, approximately 19,937,500 shares of Class B common stock issued and outstanding held of record by 2 holders, approximately 3,833,319 public warrants held of record by 1 holder and 135,000 private placement warrants issued in connection with HighCape's initial public offering held of record by 1 holder, each exercisable for one share of Class A Common Stock at a price of \$11.50 per share.

There is no public market for our Class B common stock.

#### Dividends

We have not paid any cash dividends on our Class A common stock to date, and we do not anticipate paying any cash dividends in the foreseeable future. The payment of cash dividends is subject to the discretion of our board of directors and may be affected by various factors, including our future earnings, financial condition, capital requirements, share repurchase activity, current and future planned strategic growth initiatives, levels of indebtedness, and other considerations our board of directors deem relevant.

#### Unregistered Sales of Equity Securities

In connection with an Asset Purchase Agreement, we entered into with Majelac and certain other parties thereto (the "Majelac Agreement"), on November 5, 2021, as partial consideration for the purchase price, we issued 535,715 shares of Class A common stock to Majelac, which are subject to certain restrictions. The issuance of these shares was pursuant to a private placement exemption from registration afforded by Section 4(a)(2) of the Securities Act of 1933, as amended, and Rule 506 of Regulation D thereunder. We completed the acquisition to secure semiconductor chip assembly and packaging capabilities in-house and secure our supply chain and support our commercialization efforts. An additional 59,523 shares of Class A common stock were issued to Majelac 12 months after November 5, 2021.

#### Issuer Purchases of Equity Securities

We did not repurchase any of our equity securities during the three months ended December 31, 2022.

### ITEM 6. [RESERVED]

## **ITEM 7. MANAGEMENT’S DISCUSSION AND ANALYSIS OF FINANCIAL CONDITION AND RESULTS OF OPERATIONS**

*The following discussion and analysis provides information which management believes is relevant to an assessment and understanding of our consolidated results of operations and financial condition. The discussion should be read in conjunction with the consolidated financial statements and notes thereto contained in this Annual Report on Form 10-K. This discussion contains forward looking statements and involves numerous risks and uncertainties, including, but not limited to, those described in the “Risk Factors” section of this Annual Report on Form 10-K. Actual results may differ materially from those contained in any forward-looking statements. Unless the context otherwise requires, references to “we”, “us”, “our”, the “Company” or “Quantum-Si” are intended to mean the business and operations of Quantum-Si Incorporated and its consolidated subsidiaries. The consolidated financial statements for the years ended December 31, 2022, 2021 and 2020, respectively, present the financial position and results of operations of Quantum-Si Incorporated and its consolidated subsidiaries.*

### **Overview**

We are an innovative life sciences company with the mission of transforming single-molecule analysis and democratizing its use by providing researchers and clinicians access to the proteome, the set of proteins expressed within a cell. We have developed a proprietary universal single-molecule detection platform that we are first applying to proteomics to enable Next-Generation Protein Sequencing (“NGPS”), the ability to sequence proteins in a massively parallel fashion (rather than sequentially, one at a time), that can be used for the study of nucleic acids. We believe that with the ability to sequence proteins in a massively parallel fashion and offer a simplified workflow with a faster turnaround time, NGPS has the potential to unlock significant biological information through improved resolution and unbiased access to the proteome at a speed and scale that is not available today. Traditionally, proteomic workflows to sequence proteins required days or weeks to complete. Our platform is designed to offer a single-day workflow including both sample preparation and sequencing. Our platform is comprised of the Carbon™ automated sample preparation instrument, the Platinum™ NGPS instrument, the Quantum-Si Cloud™ software service, and reagent kits and chips for use with our instruments. We intend to follow a systematic, phased approach to successfully launch our platform, for research use only (“RUO”). We believe we are the first company to successfully enable NGPS on a semiconductor chip, thus digitizing a massive proteomics opportunity, which allows for a massively parallel solution at the ultimate level of sensitivity—single-molecule detection.

We believe that our platform will offer a differentiated end-to-end workflow solution in a rapidly evolving proteomics tools market. Within our initial focus market of proteomics, our workflow will be designed to provide users a seamless opportunity to gain key insights into the immediate state of biological pathways and cell state. Our platform aims to address many of the key challenges and bottlenecks with legacy proteomic solutions, such as mass spectrometry (“MS”), which are complicated and often limited by manual sample preparation workflows, high instrument costs both in terms of acquisition and ownership and complexity with data analysis, which together prevent broad adoption. We believe our platform, which is designed to streamline sample preparation, sequencing, and data analysis at a lower instrument cost than legacy proteomic solutions, could allow our product to have wide utility across the study of the proteome. For example, our platform could be used for biomarker discovery and disease detection, pathway analysis, immune response, and vaccine development, among other applications.

In 2021, we introduced our Platinum early access program to sites with participation from leading academic centers and key industry partners. The early access program introduced the Platinum single-molecule sequencing system to key opinion leaders across the globe, for both expansion and development of applications and workflows. We launched the Platinum™ instrument and started to take orders in December 2022 and we began commercial shipments of Platinum™ in January 2023.

### **COVID-19**

The outbreak of the novel coronavirus (“COVID-19”), which was declared a pandemic by the World Health Organization on March 11, 2020 and declared a National Emergency by the President of the United States on March 13, 2020, has led to adverse impacts on the United States and global economies and created uncertainty regarding potential impacts on our operating results, financial condition and cash flows. The COVID-19 pandemic had, and is expected to continue to have, an adverse impact on our operations, particularly as a result of preventive and precautionary measures that we, other businesses, and governments are taking. Governmental mandates related to COVID-19 or other infectious diseases, or public health crises, have impacted, and we expect them to continue



to impact, our personnel and personnel at third-party manufacturing facilities in the United States and other countries, and the availability or cost of materials, which would disrupt or delay our receipt of instruments, components and supplies from the third parties we rely on to, among other things, produce our products currently under development. To the extent that any governmental authority imposes additional regulatory requirements or changes existing laws, regulations, and policies that apply to our business and operations, such as additional workplace safety measures, our product development plans may be delayed, and we may incur further costs in bringing our business and operations into compliance with changing or new laws, regulations, and policies. The full extent to which the COVID-19 pandemic will directly or indirectly impact our business, results of operations and financial condition, including expenses and research and development costs, will depend on future developments that are highly uncertain, including as a result of new information that may emerge concerning COVID-19 and the actions taken to contain or treat COVID-19, as well as the economic impacts, including inflation on product and service costs.

The estimates of the impact on our business may change based on new information that may emerge concerning COVID-19 and the actions to contain it or address its impact and the economic impact on local, regional, national and international markets as well as other changes in macroeconomic factors. The COVID-19 pandemic and related economic disruptions have not had a material adverse impact on our operations to date. While we are unable to predict the full impact that the COVID-19 pandemic will have on our future results of operations, liquidity and financial condition due to numerous uncertainties, including the duration of the pandemic, the actions that may be taken by government authorities across the United States, adverse changes in macroeconomic conditions, if sustained or recurrent, could result in significant changes in costs going forward with material adverse effect on our operating results, financial condition, and cash flows.

We have not incurred any impairment losses in the carrying values of our assets as a result of the COVID-19 pandemic and are not aware of any specific related event or circumstance that would require us to revise our estimates reflected in our consolidated financial statements.

### ***Other Global Developments***

In 2022, various central banks around the world (including the Federal Reserve in the United States) raised interest rates. While these rate increases have not had a significant adverse impact on us to date, the impact of such rate increases on the overall financial markets and the economy may adversely impact us in the future. In addition, the global economy has experienced and is continuing to experience high levels of inflation and global supply chain disruptions. We continue to monitor these supply chain, inflation and interest rate factors, as well as the uncertainty resulting from the overall economic environment.

In addition, although we have no operations in or direct exposure to Russia or Ukraine, we have experienced some constraints in product and material availability and increasing costs required to obtain some materials and supplies as a result of the Russia-Ukraine military conflict on the global economy. To date, our business has not been materially impacted by the conflict, however, as the conflict continues or worsens, it may impact our business, financial condition or results of operations.

### **Business Combination**

On June 10, 2021, we consummated the previously announced Business Combination. The Business Combination was approved by HighCape's stockholders at its special meeting held on June 9, 2021. The transaction resulted in the combined company being renamed "Quantum-Si Incorporated" and Legacy Quantum-Si being renamed "Q-SI Operations Inc." The combined company's Class A common stock and warrants to purchase Class A common stock commenced trading on Nasdaq on June 11, 2021 under the symbol "QSI" and "QSI AW", respectively. As a result of the Business Combination, we received proceeds of approximately \$511.2 million on the day of the Closing. See Note 3 "Business Combination" in our consolidated financial statements included elsewhere in this Annual Report on Form 10-K for further information regarding the business combination.

### **Recent Developments**

#### ***Restructuring***

On January 30, 2023, we announced that we committed to an organizational restructuring designed to decrease our costs and create a more streamlined organization to support our business. As a result, we are terminating approximately 12% of our workforce, effective in the first quarter of 2023. In connection with the restructuring, we

currently estimate we will incur up to \$1.0 million of costs, consisting primarily of cash severance costs and other severance benefits. We expect to substantially complete the restructuring in the first quarter of 2023. The estimates of costs and expenses that we expect to incur in connection with the restructuring are subject to a number of assumptions and actual results may differ materially. We may also incur additional costs not currently contemplated due to events that may occur as a result of, or that are associated with, the restructuring.

### ***Partnership Agreements***

On January 9, 2023, we announced that we entered into a partnership and license agreement with Biovista Inc. effective as of December 16, 2022 to provide our customers greater proteomic insights beyond their protein sequence output. We believe the partnership enhances our offering by making proteomic-to-drug workflows more efficient for researchers. Biovista's VIZIT™ exploration tool will be integrated into our cloud-based suite of analytic tools enabling researchers to visualize the connections of their protein sequences identified during their experiment to diseases, other proteins, and post-translational modifications.

Additionally, on January 9, 2023, we announced that we entered into a partnership with Aviva Systems Biolog effective as of December 16, 2022. This partnership seeks to co-develop protein enrichment kits to enable deep interrogation of proteins of interest and their variants (proteoforms) through protein sequencing. The co-developed products will include immunoprecipitation kits that fit into existing research workflows to conveniently enrich target proteins prior to amino acid mutation or post-translational modification ("PTM") analysis with our Platinum™ protein sequencing platform.

### **Description of Certain Components of Financial Data**

#### ***Research and development***

Research and development expenses primarily consist of personnel costs and benefits, stock-based compensation, lab supplies, consulting and professional services, fabrication services, facilities costs, software, and other outsourced expenses. Research and development expenses are expensed as incurred. All of our research and development expenses are related to developing new products and services.

#### ***Selling, general and administrative***

Selling, general and administrative expenses primarily consist of personnel costs and benefits, stock-based compensation, patent and filing fees, consulting and professional services, legal and accounting services, facilities costs, depreciation and amortization expense, insurance and office expenses, product advertising and marketing.

#### ***Goodwill impairment***

Goodwill was recorded as part of the Majelac Technologies LLC ("Majelac") acquisition in 2021 and it was fully impaired in the fourth quarter of 2022.

#### ***Interest expense***

Interest expense primarily consists of interest that was paid on our Paycheck Protection Program ("PPP") loan.

#### ***Dividend income***

Dividend income primarily consists of dividends earned on fixed income mutual funds classified as marketable securities.

#### ***Change in fair value of warrant liabilities***

Change in fair value of warrant liabilities primarily consists of the change in the fair value of our publicly traded warrants (the "Public Warrants") and our warrants sold in a private placement (the "Private Warrants").

#### ***Other (expense), net***

Other (expense), net primarily consists of realized and unrealized losses on fixed income mutual funds in marketable securities.

### *Provision for income taxes*

We utilize the asset and liability method of accounting for income taxes where deferred tax assets and liabilities are recognized for the expected future tax consequences of temporary differences between the carrying amounts and the tax basis of assets and liabilities using the enacted statutory tax rates expected to apply to taxable income in the years in which those temporary differences are expected to be recovered or settled. A valuation allowance is established against net deferred tax assets if, based on the weight of available evidence, it is more likely than not that some or all of the net deferred tax assets will not be realized. We recorded a full valuation allowance as of December 31, 2022 and 2021. Based on the available evidence, we believe that it is more likely than not that we will be unable to utilize all of our deferred tax assets in the future.

### *Comparison of the Years Ended December 31, 2022 and 2021*

#### **Results of Operations**

The following is a discussion of our results of operations for the years ended December 31, 2022 and 2021.

|   | <u>Years Ended December 31,</u>      |                          |                 |
|---|--------------------------------------|--------------------------|-----------------|
|   | <u>2022</u>                          | <u>2021</u>              | <u>% Change</u> |
|   | (in thousands, except for % changes) |                          |                 |
| Operating expenses:                                     |                                      |                          |                 |
| Research and development . . . . .                      | \$ 72,062                            | \$ 46,575                | 54.7%           |
| Selling, general and administrative . . . . .           | 42,296                               | 50,333                   | (16.0)%         |
| Goodwill impairment . . . . .                           | 9,483                                | —                        | nm              |
| <b>Total operating expenses . . . . .</b>               | <b><u>123,841</u></b>                | <b><u>96,908</u></b>     | 27.8%           |
| <b>Loss from operations . . . . .</b>                   | <b><u>(123,841)</u></b>              | <b><u>(96,908)</u></b>   | 27.8%           |
| Interest expense . . . . .                              | —                                    | (5)                      | (100.0)%        |
| Dividend income . . . . .                               | 5,301                                | 2,549                    | 108.0%          |
| Change in fair value of warrant liabilities . . . . .   | 6,243                                | 4,379                    | 42.6%           |
| Other (expense), net . . . . .                          | <u>(20,145)</u>                      | <u>(5,004)</u>           | 302.6%          |
| <b>Loss before provision for income taxes . . . . .</b> | <b><u>(132,442)</u></b>              | <b><u>(94,989)</u></b>   | 39.4%           |
| Provision for income taxes . . . . .                    | —                                    | —                        | nm              |
| <b>Net loss and comprehensive loss . . . . .</b>        | <b><u>\$(132,442)</u></b>            | <b><u>\$(94,989)</u></b> | 39.4%           |

#### **Research and development**

|                                    | <u>Years Ended December 31,</u>      |             | <u>Change</u> |          |
|------------------------------------|--------------------------------------|-------------|---------------|----------|
|                                    | <u>2022</u>                          | <u>2021</u> | <u>Amount</u> | <u>%</u> |
|                                    | (in thousands, except for % changes) |             |               |          |
| Research and development . . . . . | \$72,062                             | \$46,575    | \$25,487      | 54.7%    |

Research and development expenses increased by \$25.5 million, or 54.7%, for the year ended December 31, 2022 compared to the year ended December 31, 2021. The increase was primarily due to the following elements: \$14.5 million related to internal and external product development activities; \$12.3 million in personnel costs as a result of increased headcount; and \$1.9 million of collaboration fees, which includes \$1.1 million paid to Protein Evolution, Inc. These increases were partially offset by decreases primarily related to the Business Combination in 2021: \$1.2 million of stock-based compensation and \$2.0 million of transaction bonuses.

#### **Selling, general and administrative**

|   | <u>Years Ended December 31,</u>      |             | <u>Change</u> |          |
|---|--------------------------------------|-------------|---------------|----------|
|   | <u>2022</u>                          | <u>2021</u> | <u>Amount</u> | <u>%</u> |
|   | (in thousands, except for % changes) |             |               |          |
| Selling, general and administrative . . . . . | \$42,296                             | \$50,333    | \$(8,037)     | (16.0)%  |

Selling, general and administrative expenses decreased by \$8.0 million, or 16.0% for the year ended December 31, 2022 compared to the year ended December 31, 2021. The decrease was primarily due to the following elements related to the Business Combination in 2021: \$3.9 million in consulting and professional fees; \$1.0 million of transaction bonuses; and \$12.5 million of reduced stock-based compensation due primarily to stock option and restricted stock unit awards granted and vested in connection with the Closing of the Business Combination in 2021. The reduced stock-based compensation of \$12.5 million also resulted from a reversal of \$4.7 million of restricted stock unit awards that were forfeited by our former Chief Executive Officer upon his separation. These decreases were partially offset by the following increases: \$6.3 million of headcount expenses to scale up our administrative and executive functions and \$3.1 million of expenses primarily due to being a publicly traded company including consulting, professional fees and insurance.

### Goodwill impairment

|                           | <u>Years Ended December 31,</u>      |             | <u>Change</u> |          |
|---------------------------|--------------------------------------|-------------|---------------|----------|
|                           | <u>2022</u>                          | <u>2021</u> | <u>Amount</u> | <u>%</u> |
|                           | (in thousands, except for % changes) |             |               |          |
| Goodwill impairment ..... | \$9,483                              | \$—         | \$9,483       | nm       |

Goodwill impairment increased for the year ended December 31, 2022 compared to the year ended December 31, 2021. Goodwill was recorded as part of the Majelac acquisition in 2021 and was fully impaired in the fourth quarter of 2022.

### Interest expense

|                        | <u>Years Ended December 31,</u>      |             | <u>Change</u> |          |
|------------------------|--------------------------------------|-------------|---------------|----------|
|                        | <u>2022</u>                          | <u>2021</u> | <u>Amount</u> | <u>%</u> |
|                        | (in thousands, except for % changes) |             |               |          |
| Interest expense ..... | \$—                                  | \$(5)       | \$5           | (100.0%) |

Interest expense on the PPP loan decreased for the year ended December 31, 2022 compared to the year ended December 31, 2021 as a result of us repaying the loan in full in June 2021 in connection with the Business Combination.

### Dividend income

|                      | <u>Years Ended December 31,</u>      |             | <u>Change</u> |          |
|----------------------|--------------------------------------|-------------|---------------|----------|
|                      | <u>2022</u>                          | <u>2021</u> | <u>Amount</u> | <u>%</u> |
|                      | (in thousands, except for % changes) |             |               |          |
| Dividend income..... | \$5,301                              | \$2,549     | \$2,752       | 108.0%   |

Dividend income increased by \$2.8 million for the year ended December 31, 2022 compared to the year ended December 31, 2021 as a result of higher dividends earned on invested balances in marketable securities.

### Change in fair value of warrant liabilities

|  | <u>Years Ended December 31,</u>      |             | <u>Change</u> |          |
|--|--------------------------------------|-------------|---------------|----------|
|  | <u>2022</u>                          | <u>2021</u> | <u>Amount</u> | <u>%</u> |
|  | (in thousands, except for % changes) |             |               |          |
| Change in fair value of warrant liabilities..... | \$6,243                              | \$4,379     | \$1,864       | 42.6%    |

The fair value of warrant liabilities decreased, which resulted in a gain of \$1.9 million, or 42.6% for the year ended December 31, 2022 compared to the year ended December 31, 2021. The warrant liabilities were recorded at fair value as part of the Business Combination.

## Other (expense), net

|                                | <u>Years Ended December 31,</u>      |             | <u>Change</u> |          |
|--------------------------------|--------------------------------------|-------------|---------------|----------|
|                                | <u>2022</u>                          | <u>2021</u> | <u>Amount</u> | <u>%</u> |
|                                | (in thousands, except for % changes) |             |               |          |
| Other (expense), net . . . . . | \$ (20,145)                          | \$ (5,004)  | \$ (15,141)   | 302.6%   |

Other (expense), net increased by \$15.1 million for the year ended December 31, 2022 compared to the year ended December 31, 2021 primarily as a result of an increase in reported unrealized and realized losses on investments in marketable securities, which consist of fixed income mutual funds that are marked to market.

## Comparison of the Years Ended December 31, 2021 and 2020

### Results of Operations

The following is a discussion of our results of operations for the years ended December 31, 2021 and 2020.

|   | <u>Years Ended December 31,</u>      |                   |                 |
|---|--------------------------------------|-------------------|-----------------|
|   | <u>2021</u>                          | <u>2020</u>       | <u>% Change</u> |
|   | (in thousands, except for % changes) |                   |                 |
| Operating expenses:                                     |                                      |                   |                 |
| Research and development . . . . .                      | \$ 46,575                            | \$ 27,555         | 69.0%           |
| Selling, general and administrative . . . . .           | 50,333                               | 9,136             | 450.9%          |
| <b>Total operating expenses . . . . .</b>               | <b>96,908</b>                        | <b>36,691</b>     | 164.1%          |
| <b>Loss from operations . . . . .</b>                   | <b>(96,908)</b>                      | <b>(36,691)</b>   | 164.1%          |
| Interest expense . . . . .                              | (5)                                  | (9)               | (44.4)%         |
| Dividend income . . . . .                               | 2,549                                | 97                | nm              |
| Change in fair value of warrant liabilities . . . . .   | 4,379                                | —                 | nm              |
| Other (expense), net . . . . .                          | (5,004)                              | (10)              | nm              |
| <b>Loss before provision for income taxes . . . . .</b> | <b>(94,989)</b>                      | <b>(36,613)</b>   | 159.4%          |
| Provision for income taxes . . . . .                    | —                                    | —                 | nm              |
| <b>Net loss and comprehensive loss . . . . .</b>        | <b>\$(94,989)</b>                    | <b>\$(36,613)</b> | 159.4%          |

### Research and development

|                                    | <u>Years Ended December 31,</u>      |             | <u>Change</u> |          |
|------------------------------------|--------------------------------------|-------------|---------------|----------|
|                                    | <u>2021</u>                          | <u>2020</u> | <u>Amount</u> | <u>%</u> |
|                                    | (in thousands, except for % changes) |             |               |          |
| Research and development . . . . . | \$46,575                             | \$27,555    | \$19,020      | 69.0%    |

Research and development expenses increased by \$19.0 million, or 69.0%, for the year ended December 31, 2021 compared to the year ended December 31, 2020. This increase was primarily due to an increase of \$14.4 million in personnel costs as a result of increased headcount, including \$4.4 million of stock-based compensation, as well as other internal and external product development activities.

### Selling, general and administrative

|   | <u>Years Ended December 31,</u>      |             | <u>Change</u> |          |
|---|--------------------------------------|-------------|---------------|----------|
|   | <u>2021</u>                          | <u>2020</u> | <u>Amount</u> | <u>%</u> |
|   | (in thousands, except for % changes) |             |               |          |
| Selling, general and administrative . . . . . | \$50,333                             | \$9,136     | \$41,197      | 450.9%   |

Selling, general and administrative expenses increased by \$41.2 million for the year ended December 31, 2021 compared to the year ended December 31, 2020. This increase was primarily due to an increase of \$24.7 million in personnel costs as a result of increased headcount associated with investments to scale up our administrative and executive functions, including \$18.5 million of stock-based compensation. In addition to personnel costs, the increase



was primarily due to an increase of \$9.8 million in consulting, legal and professional fees. This increase included a \$3.8 million payment to a third-party service provider in connection with the Closing of the Business Combination and a write off of Other assets – related party of \$0.7 million in connection with the termination of our participation under the Amended and Restated Technology Services Agreement, most recently amended on November 11, 2020, by and among 4Catalyzer Corporation (“4C”), us and other participant companies controlled by the Rothberg family, as well as other general and administrative costs incremental to being a publicly traded company.

### Interest expense

|                        | <u>Years Ended December 31,</u>      |             | <u>Change</u> |          |
|------------------------|--------------------------------------|-------------|---------------|----------|
|                        | <u>2021</u>                          | <u>2020</u> | <u>Amount</u> | <u>%</u> |
|                        | (in thousands, except for % changes) |             |               |          |
| Interest expense ..... | \$ (5)                               | \$ (9)      | \$ 4          | (44.4)%  |

Interest expense on the PPP loan decreased for the year ended December 31, 2021 compared to the year ended December 31, 2020 as a result of the Company repaying the loan in full in June of 2021 in connection with the Business Combination.

### Dividend income

|                       | <u>Years Ended December 31,</u>      |             | <u>Change</u> |          |
|-----------------------|--------------------------------------|-------------|---------------|----------|
|                       | <u>2021</u>                          | <u>2020</u> | <u>Amount</u> | <u>%</u> |
|                       | (in thousands, except for % changes) |             |               |          |
| Dividend income ..... | \$ 2,549                             | \$ 97       | \$ 2,452      | nm       |

Dividend income increased by \$2.5 million for the year ended December 31, 2021 compared to the year ended December 31, 2020 as a result of higher invested balances in marketable securities.

### Change in fair value of warrant liabilities

|   | <u>Years Ended December 31,</u>      |             | <u>Change</u> |          |
|---|--------------------------------------|-------------|---------------|----------|
|   | <u>2021</u>                          | <u>2020</u> | <u>Amount</u> | <u>%</u> |
|   | (in thousands, except for % changes) |             |               |          |
| Change in fair value of warrant liabilities ..... | \$ 4,379                             | \$ —        | \$ 4,379      | nm       |

Change in fair value of warrant liabilities resulted in a gain of \$4.4 million for the year ended December 31, 2021 compared to the year ended December 31, 2020. The warrant liabilities were recorded as part of the Business Combination and therefore did not exist in the prior year.

### Other (expense), net

|                            | <u>Years Ended December 31,</u>      |             | <u>Change</u> |          |
|----------------------------|--------------------------------------|-------------|---------------|----------|
|                            | <u>2021</u>                          | <u>2020</u> | <u>Amount</u> | <u>%</u> |
|                            | (in thousands, except for % changes) |             |               |          |
| Other (expense), net ..... | \$ (5,004)                           | \$ (10)     | \$ (4,994)    | nm       |

Other (expense), net increased by \$5.0 million for the year ended December 31, 2021 compared to the year ended December 31, 2020 primarily as a result of unrealized losses on cash invested in marketable securities.

### Non-GAAP Financial Measures

We present non-GAAP financial measures in order to assist readers of our consolidated financial statements in understanding the core operating results that our management uses to evaluate the business and for financial planning purposes. Our non-GAAP financial measures, EBITDA and Adjusted EBITDA, provide an additional tool for investors to use in comparing our financial performance over multiple periods.

EBITDA and Adjusted EBITDA are key performance measures that our management uses to assess our operating performance. EBITDA and Adjusted EBITDA facilitate internal comparisons of our operating performance on a more

consistent basis. We use these performance measures for business planning purposes and forecasting. We believe that EBITDA and Adjusted EBITDA enhance an investor's understanding of our financial performance as it is useful in assessing our operating performance from period-to-period by excluding certain items that we believe are not representative of our core business.

Our EBITDA and Adjusted EBITDA may not be comparable to similarly titled measures of other companies because they may not calculate these measures in the same manner. EBITDA and Adjusted EBITDA are not prepared in accordance with U.S. GAAP and should not be considered in isolation of, or as an alternative to, measures prepared in accordance with U.S. GAAP. When evaluating our performance, you should consider EBITDA and Adjusted EBITDA alongside other financial performance measures prepared in accordance with U.S. GAAP, including net loss.

### EBITDA and Adjusted EBITDA

We calculate EBITDA as net loss adjusted to exclude interest expense, dividend income and depreciation and amortization expense. Adjusted EBITDA is calculated as EBITDA adjusted to exclude goodwill impairment, change in fair value of warrant liabilities, other expense, net, stock-based compensation, and other non-recurring items. The other non-recurring items include costs related to discretionary transaction bonuses and other costs incurred with the Closing of the Business Combination on June 10, 2021.

The following table reconciles Adjusted EBITDA to net loss, the most directly comparable financial measure calculated and presented in accordance with U.S. GAAP.

|  | Years Ended December 31,  |                          |                          |
|--|---------------------------|--------------------------|--------------------------|
|  | 2022                      | 2021                     | 2020                     |
|  | (in thousands)            |                          |                          |
| <b>Net loss</b> . . . . .                                  | <b>\$(132,442)</b>        | <b>\$(94,989)</b>        | <b>\$(36,613)</b>        |
| <b>Adjustments to reconcile to EBITDA:</b>                 |                           |                          |                          |
| Interest expense . . . . .                                 | —                         | 5                        | 9                        |
| Dividend income . . . . .                                  | (5,301)                   | (2,549)                  | (97)                     |
| Depreciation and amortization . . . . .                    | 2,584                     | 1,041                    | 894                      |
| <b>EBITDA</b> . . . . .                                    | <b>(135,159)</b>          | <b>(96,492)</b>          | <b>(35,807)</b>          |
| <b>Adjustments to reconcile to Adjusted EBITDA:</b>        |                           |                          |                          |
| Goodwill impairment . . . . .                              | 9,483                     | —                        | —                        |
| Change in fair value of warrant liabilities . . . . .      | (6,243)                   | (4,379)                  | —                        |
| Other expense, net . . . . .                               | 20,145                    | 5,004                    | 10                       |
| Stock-based compensation . . . . .                         | 11,206                    | 24,918                   | 1,924                    |
| Transaction related costs - business combination . . . . . | —                         | 6,920                    | —                        |
| <b>Adjusted EBITDA</b> . . . . .                           | <b><u>\$(100,568)</u></b> | <b><u>\$(64,029)</u></b> | <b><u>\$(33,873)</u></b> |

### Liquidity and Capital Resources

Since our inception, we have generated no revenue and have funded our operations primarily with proceeds from the issuance of equity to private investors. In addition, on June 10, 2021, we completed the Business Combination, and as a result we received proceeds of approximately \$511.2 million on the day of the Closing. Our primary uses of liquidity have been operating expenses, capital expenditures and our acquisition of certain assets of Majelac. Cash flows from operations have been historically negative as we continue to invest in the development of our technology in NGPS. We expect to incur negative operating cash flows on an annual basis for the foreseeable future until such time that we can successfully commercialize our products that are currently under development. However, we can provide no assurance that such products will be successfully developed and commercialized in the future.

We expect that the funds raised in connection with the Business Combination will be sufficient to meet our liquidity, capital expenditure, and anticipated working capital requirements and fund our operations for at least the next 12 months. We expect to use the funds raised in connection with the Business Combination to invest in the commercial launch of our products, to further invest in research and development, for other operating expenses, business acquisitions and for working capital and general corporate purposes.

As of December 31, 2022, we had cash and cash equivalents and investments in marketable securities totaling \$351.3 million. Our future capital requirements may vary from those currently planned and will depend on various factors including the pace and success of product commercialization.

We launched the Platinum<sup>TM</sup> instrument and started to take orders in December 2022 and we began commercial shipments of Platinum<sup>TM</sup> in January 2023. We plan to launch Carbon<sup>TM</sup> in 2023. Our business will require an accelerated amount of spending to enhance the sales and marketing teams, continue to drive development, and build inventory. Other factors that could accelerate cash needs include: (i) delays in achieving scientific and technical milestones; (ii) unforeseen capital expenditures and fabrication costs related to manufacturing for commercialization; (iii) changes we may make in our business or commercialization strategy; (iv) the impact of the COVID-19 pandemic; (v) costs of running a public company; (vi) other items affecting our forecasted level of expenditures and use of cash resources including potential acquisitions; and (vii) increased product and service costs.

In the future, we may be unable to obtain any required additional financing on terms favorable to us, if at all. If adequate funds are not available to us on acceptable terms or otherwise, we may be unable to successfully develop or enhance products and services, respond to competitive pressure or take advantage of acquisition opportunities, any of which could have a material adverse effect on our business, financial condition, operating results and cash flows.

### Cash flows

The following table summarizes our cash flows for the periods indicated:

|   | Years Ended December 31, |                          |                        |
|---|--------------------------|--------------------------|------------------------|
|   | 2022                     | 2021                     | 2020                   |
|   | (in thousands)           |                          |                        |
| Net cash (used in) provided by:                                       |                          |                          |                        |
| Net cash used in operating activities . . . . .                       | \$ (90,560)              | \$ (66,813)              | \$(32,573)             |
| Net cash provided by (used in) investing activities . . . . .         | 137,185                  | (450,937)                | (461)                  |
| Net cash provided by financing activities . . . . .                   | <u>1,909</u>             | <u>516,625</u>           | <u>37,014</u>          |
| <b>Net increase (decrease) in cash and cash equivalents . . . . .</b> | <b><u>\$ 48,534</u></b>  | <b><u>\$ (1,125)</u></b> | <b><u>\$ 3,980</u></b> |

### *Net cash used in operating activities*

The net cash used in operating activities represents the cash receipts and disbursements related to our activities other than investing and financing activities. We expect that the cash provided by financing activities in 2021 will continue to be our primary source of funds to support operating needs and capital expenditures for the foreseeable future.

The net cash used in operating activities of \$90.6 million for the year ended December 31, 2022 was due primarily to a net loss of \$132.4 million and a change in fair value of warrant liabilities of \$6.2 million, partially offset by losses on marketable securities (realized and unrealized) of \$20.6 million, stock-based compensation of \$11.2 million, goodwill impairment of \$9.5 million, net cash inflows from changes in operating assets and liabilities of \$4.3 million and depreciation and amortization of \$2.6 million.

The net cash used in operating activities of \$66.8 million for the year ended December 31, 2021 was due primarily to a net loss of \$95.0 million and a change in fair value of warrant liabilities of \$4.4 million, partially offset by stock-based compensation of \$24.9 million, losses on marketable securities (realized and unrealized) of \$5.0 million, net cash inflows from changes in operating assets and liabilities of \$1.5 million and depreciation and amortization of \$1.0 million.

The net cash used in operating activities of \$32.6 million for the year ended December 31, 2020 was due primarily to a net loss of \$36.6 million, offset by net cash inflows from changes in operating assets and liabilities of \$1.2 million and adjustments for stock-based compensation of \$1.9 million and depreciation and amortization of \$0.9 million.

### *Net cash provided by (used in) investing activities*

The net cash provided by investing activities of \$137.2 million in the year ended December 31, 2022 was due primarily to sales of marketable securities of \$148.8 million, partially offset by purchases of property and equipment of \$10.7 million and marketable securities of \$0.8 million.

The net cash used in investing activities of \$450.9 million in the year ended December 31, 2021 was due to purchases of marketable securities of \$440.5 million, purchases of property and equipment of \$5.8 million, and the payment of \$4.6 million related to the Majelac acquisition.

The net cash used in investing activities of \$0.5 million in the year ended December 31, 2020 was due to purchases of property and equipment.

#### ***Net cash provided by financing activities***

The net cash provided by financing activities of \$1.9 million in the year ended December 31, 2022 was due primarily from \$2.8 million from proceeds from exercise of stock options, offset by \$0.5 million from payment of deferred consideration and \$0.3 million from payment of contingent consideration related to the Majelac acquisition.

The net cash provided by financing activities of \$516.6 million in the year ended December 31, 2021 was primarily from \$512.8 million from proceeds from the Business Combination and \$5.6 million from proceeds from exercise of stock options, partially offset by a \$1.7 million payment of notes payable.

The net cash provided by financing activities of \$37.0 million in the year ended December 31, 2020 was primarily from \$35.3 million from proceeds from issuance of Series E convertible preferred stock and \$1.7 million from proceeds from notes payable.

#### **Contractual Obligations**

We lease certain facilities and equipment under non-cancellable lease agreements that expire at various dates through 2032. As of December 31, 2022, the future payments, before adjustments for tenant incentives, under leases was \$35.1 million, which includes a lease we entered into in December 2021 for a facility in New Haven, Connecticut, which commenced in January 2022 and a lease that commenced in April 2022 for a facility in Branford, Connecticut.

#### ***Licenses related to certain intellectual property***

We license certain intellectual property, some of which may be utilized in our current or future product offerings. To preserve the right to use such intellectual property, there are minimum annual fixed royalty payments of approximately \$0.2 million. Once we commercialize and begin to generate revenue, there will be royalties based on the current anticipated utilization.

#### **Critical Accounting Policies and Significant Judgments and Estimates**

Our management's discussion and analysis of our financial condition and results of operations is based on our consolidated financial statements, which have been prepared in accordance with U.S. GAAP. The preparation of these consolidated financial statements requires us to make estimates and assumptions that affect the reported amounts of assets and liabilities and the disclosure of contingent assets and liabilities at the date of the consolidated financial statements, as well as expenses incurred during the reporting periods. Our estimates are based on our historical experience and various other factors that we believe are reasonable under the circumstances, the results of which form the basis for making judgments about items that are not readily apparent from other sources. Actual results may differ from these estimates under different assumptions or conditions.

#### ***Stock-based compensation***

The fair values of stock option grants are estimated using a Black-Scholes option-pricing model. Key inputs and assumptions include the expected term of the option, stock price volatility, risk-free interest rate, dividend yield, stock price and exercise price. Many of the assumptions require significant judgment and any changes could have a material impact in the determination of stock-based compensation.

Key assumptions used to value option grants were as follows:

- Risk-free interest rate: The risk-free interest rate for periods within the expected term of the awards is based on the U.S. Treasury yield curve in effect at the time of the grant;
- Expected dividend yield: We have never declared or paid any cash dividends and do not expect to pay any cash dividends in the foreseeable future;

- Expected term: For awards, we calculate the expected term using the “simplified” method, which is the simple average of the vesting period and the contractual term; and
- Expected volatility: We determined expected annual equity volatility to be 70% based on the historical volatility of guideline public companies for the year ended December 31, 2020 and from January to June 10, 2021. After June 10, 2021, the volatility is calculated by a third-party professional services firm and reviewed by the Company.

The fair value of awards with market conditions is primarily estimated using the Monte Carlo simulation method.

Stock options granted to non-employees are accounted for based on their fair value on the measurement date using the Black-Scholes option-pricing model. Beginning January 1, 2020, the treatment of grants to nonemployees was aligned with those granted to employees in accordance with Accounting Standards Update 2018-07, *Compensation-Stock Compensation (Topic 718): Improvements to Nonemployee Share-Based Payment Accounting (“ASU 2018-07”)*. See Note 10 “Equity Incentive Plan” in our consolidated financial statements included elsewhere in this Annual Report on Form 10-K for further information regarding our equity incentive plans.

### ***Warrant liability***

We account for warrants as either equity-classified or liability classified instruments based on an assessment of the warrant’s specific terms and applicable authoritative guidance in Financial Accounting Standards Board (“FASB”) Accounting Standards Codification (“ASC”) 480, *Distinguishing Liabilities from Equity (“ASC 480”)* and ASC 815, *Derivatives and Hedging (“ASC 815”)*. The assessment considers whether the warrants are freestanding financial instruments pursuant to ASC 480, meet the definition of a liability pursuant to ASC 480, and whether the warrants meet all of the requirements for equity classification under ASC 815, including whether the warrants are indexed to our own common stock, among other conditions for equity classification. This assessment, which requires the use of professional judgment, is conducted at the time of warrant issuance and as of each subsequent quarterly period end date while the warrants are outstanding. For issued or modified warrants that meet all of the criteria for equity classification, the warrants are required to be recorded as a component of additional paid-in capital at the time of issuance. For issued or modified warrants that do not meet all the criteria for equity classification, the warrants are required to be recorded at their initial fair value on the date of issuance, and each balance sheet date thereafter. Changes in the estimated fair value of the warrants are recognized as a noncash gain or loss on the consolidated statements of operations and comprehensive loss. The fair value of the Private Warrants was valued using a binomial lattice model and the Public Warrants are traded in an active market in which the value is known. Subsequent to trading on the public markets, the warrants were valued using the closing price at the balance sheet date. See Note 12 “Warrant Liabilities” in our consolidated financial statements included elsewhere in this Annual Report on Form 10-K for further information regarding warrants.

We evaluated the Public Warrants under ASC 815-40, in conjunction with the statement regarding the accounting and reporting considerations for warrants issued by special purpose acquisition companies entitled “Staff Statement on Accounting and Reporting Considerations for Warrants Issued by Special Purpose Acquisition Companies” (“SPACs”) (the “SEC Statement”) and concluded that they do not meet the criteria to be classified in stockholders’ equity. Specifically, the exercise of the warrants may be settled in cash upon the occurrence of a tender offer or exchange offer in which the maker of the tender offer or exchange offer, upon completion of the tender offer or exchange offer, beneficially owns more than 50% of the outstanding shares of the Company’s Class A common stock, even if it would not result in a change of control of the Company. This provision would preclude the warrants from being classified in equity and thus the warrants have been classified as a liability.

We evaluated the Private Warrants under ASC 815-40, in conjunction with the SEC Statement, and concluded that they do not meet the criteria to be classified in stockholders’ equity. Specifically, the terms of the warrants provide for potential changes to the settlement amounts depending upon the characteristics of the warrant holder, and, because the holder of a warrant is not an input into the pricing of a fixed-for-fixed option on equity shares, such provision would preclude the warrant from being classified in equity and thus the warrant has been classified as a liability.

### ***Acquisition***

Assets acquired and liabilities assumed as part of a business acquisition are generally recorded at their fair value at the date of acquisition. The excess of purchase price over the fair value of assets acquired and liabilities assumed is recorded as goodwill. Determining fair value of identifiable assets and liabilities acquired also requires management



to make estimates, which are based on all available information. This judgment and determination affects the amount of consideration paid that is allocable to assets and liabilities acquired in the business purchase transaction.

See Note 2 “Summary of Significant Accounting Policies” in our consolidated financial statements included elsewhere in this Annual Report on Form 10-K for further information regarding our significant accounting policies and estimates.

### ***Goodwill Impairment***

Goodwill, which represents the excess of purchase price over the fair value of net assets acquired, is carried at cost. Goodwill is not amortized; rather, it is subject to a periodic assessment for impairment by applying a fair value-based test. Beginning in 2022, the Company reviews goodwill for possible impairment annually during the fourth quarter as of October 1, or whenever events or circumstances indicate that the carrying amount may not be recoverable.

In order to test goodwill for impairment, an entity is permitted to first assess qualitative factors to determine whether a quantitative assessment of goodwill is necessary. The qualitative factors considered by the Company may include, but are not limited to, general economic conditions, the Company’s outlook, market performance of the Company’s industry and recent and forecasted financial performance. Further testing is only required if the entity determines, based on the qualitative assessment, that it is more likely than not that a reporting unit’s fair value is less than its carrying amount. Otherwise, no further impairment testing is required. If a quantitative assessment is required, the Company determines the fair value of its reporting unit using a combination of the income and market approaches. If the net book value of the reporting unit exceeds its fair value, the Company recognizes a goodwill impairment charge for the reporting unit equal to the lesser of (i) the total goodwill allocated to that reporting unit and (ii) the amount by which that reporting unit’s carrying amount exceeds its fair value. Assumptions and estimates used in the evaluation of impairment which primarily include, but are not limited to, discount rates, terminal growth rates, market comparables, and capital expenditure and cash flow forecasts, may affect the fair value of goodwill, which could result in impairment charges in future periods.

Majelac was fully integrated into the Company after the acquisition. As a result, the Company operates as a single reporting unit. Accordingly, all of the goodwill is associated with the entire Company. The Company performed its annual goodwill impairment test during the fourth quarter of 2022 quantitatively evaluating its reporting unit.

See Note 2 “Summary of Significant Accounting Policies” in our consolidated financial statements included elsewhere in this Annual Report on Form 10-K for further information regarding our significant accounting policies and estimates.

### **Recently Issued Accounting Pronouncements**

A description of recently issued accounting pronouncements that may potentially impact our financial position and results of operations is disclosed in Note 2 “Summary of Significant Accounting Policies—Recently Issued Accounting Pronouncements” in our consolidated financial statements included elsewhere in this Annual Report on Form 10-K.

## **Item 7A. QUANTITATIVE AND QUALITATIVE DISCLOSURES ABOUT MARKET RISK**

### ***Inflation risk***

We do not believe that inflation has had a material effect on our business, financial condition or results of operations, other than its impact on the general economy. Nonetheless, to the extent our costs are impacted by general inflationary pressures, we may not be able to fully offset such higher costs through price increases or manufacturing efficiencies. Our inability or failure to do so could harm our business, financial condition and results of operations.

### ***Interest rate risk***

Our cash and cash equivalents, and marketable securities are comprised primarily of cash and investments in fixed income mutual funds. The primary objective of our investments is the preservation of capital to fulfill liquidity needs. We do not enter into investments for trading or speculative purposes. Due to the short-term nature of these investments, we do not expect cash flows to be affected to any significant degree by a sudden change in market interest rates.

### ***Foreign Currency Risk***

We operate our business primarily within the United States and currently execute the majority of our transactions in U.S. dollars. This limited foreign currency translation risk is not expected to have a material impact on our consolidated financial statements. To date, we have not entered into any hedging arrangements with respect to foreign currency risk. As our international operations grow, we will continue to reassess our approach to managing our risk relating to fluctuations in currency rates.

## **ITEM 8. FINANCIAL STATEMENTS AND SUPPLEMENTARY DATA**

See financial statements included in Item 15 “Exhibits and Financial Statement Schedules” of this Annual Report on Form 10-K.

## **ITEM 9. CHANGES IN AND DISAGREEMENTS WITH ACCOUNTANTS ON ACCOUNTING AND FINANCIAL DISCLOSURE**

Not applicable.

## **ITEM 9A. CONTROLS AND PROCEDURES**

### ***Evaluation of Disclosure Controls and Procedures***

Under the supervision and with the participation of our management, including our principal executive officer and principal financial officer, we conducted an evaluation of the effectiveness of the design and operation of our disclosure controls and procedures, as defined in Rules 13a-15(e) and 15d-15(e) under the Exchange Act.

Disclosure controls and procedures are controls and other procedures that are designed to ensure that information required to be disclosed in our reports filed or submitted under the Exchange Act is recorded, processed, summarized and reported, within the time periods specified in the SEC’s rules and forms. Disclosure controls and procedures include controls and procedures designed to ensure that information required to be disclosed in our reports filed under the Exchange Act is accumulated and communicated to management, including our Chief Executive Officer and Chief Financial Officer, to allow timely decisions regarding required disclosure. Based on the evaluation of our disclosure controls and procedures, our Chief Executive Officer and Chief Financial Officer concluded that our disclosure controls and procedures were effective as of December 31, 2022.

### ***Management’s Annual Report on Internal Control over Financial Reporting***

Our management is responsible for establishing and maintaining adequate internal control over financial reporting, as defined in Rules 13a-15(f) and 15d-15(f) under the Exchange Act. Under the supervision and with the participation of our management, including our principal executive officer and principal financial officer, we conducted an evaluation of the effectiveness of our internal control over financial reporting as of December 31, 2022 based on the guidelines established in the Internal Control—Integrated Framework (2013 framework) issued by the Committee of

Sponsoring Organizations of the Treadway Commission (COSO). Internal control over financial reporting includes policies and procedures that provide reasonable assurance regarding the reliability of financial reporting and the preparation of financial statements for external reporting purposes in accordance with U.S. generally accepted accounting principles.

Based on the results of its evaluation, management concluded that our internal control over financial reporting was effective as of December 31, 2022.

This Annual Report does not include an attestation report of the company's registered public accounting firm regarding internal control over financial reporting. Management's report was not subject to attestation by the company's registered public accounting firm pursuant to rules of the Securities and Exchange Commission.

### ***Changes in Internal Control over Financial Reporting***

As previously disclosed in our Annual Report on Form 10-K for the year ended December 31, 2021, we identified a material weakness in our internal control over financial reporting related to inaccurate accounting for the Public Warrants and Private Warrants issued in connection with HighCape's initial public offering.

Additionally, in connection with Legacy Quantum-Si's financial statement close process for the years ended December 31, 2020 and 2019, we identified a material weakness in the design and operating effectiveness of our internal control over financial reporting. Legacy Quantum-Si outsourced its accounting and financial reporting to a third-party service provider, and therefore as of and for the years ended December 31, 2020 and 2019, did not have its own finance function or finance or accounting professionals that had the requisite experience or were in a position to appropriately perform the supervision and review of the information received from that third-party service provider.

A material weakness is a deficiency, or a combination of deficiencies, in internal control over financial reporting such that there is a reasonable possibility that a material misstatement of our financial statements will not be prevented or detected on a timely basis.

In response to these material weaknesses, our management expended a substantial amount of effort and resources for the remediation of material weaknesses in internal control over financial reporting. Our management developed and executed a remediation plan. We hired accounting and finance resources of Quantum-Si, which included the Chief Financial Officer and Vice President, Controller, with technical public company accounting and financial reporting experience, as well as other team members. We also have access to accounting training, literature, research materials and increased communication among our personnel and outsourced third-party professionals with whom we have consulted and may continue to consult with regarding the application of complex accounting transactions. We have designed controls and deemed them to be effective. We have also tested the controls and have concluded that the implemented controls are operating effectively, and that the material weaknesses previously identified have been remediated as of December 31, 2022.

Other than the changes made to remediate the material weaknesses described above, there were no changes in our internal control over financial reporting during the quarter ended December 31, 2022 that have materially affected, or are reasonably likely to materially affect, our internal control over financial reporting.

### **ITEM 9B. OTHER INFORMATION**

Not applicable.

### **ITEM 9C. DISCLOSURE REGARDING FOREIGN JURISDICTIONS THAT PREVENT INSPECTIONS**

Not applicable.

## **PART III**

### **ITEM 10. DIRECTORS, EXECUTIVE OFFICERS AND CORPORATE GOVERNANCE**

The response to this item is incorporated by reference from the discussion responsive thereto under the headings “Management and Corporate Governance” and “Code of Conduct and Ethics” in our proxy statement for the 2023 annual meeting of stockholders (the “2023 Proxy Statement”).

### **ITEM 11. EXECUTIVE COMPENSATION**

The response to this item is incorporated by reference from the discussion responsive thereto under the heading “Executive Compensation” in our 2023 Proxy Statement.

### **ITEM 12. SECURITY OWNERSHIP OF CERTAIN BENEFICIAL OWNERS AND MANAGEMENT AND RELATED STOCKHOLDER MATTERS**

The response to this item is incorporated by reference from the discussion responsive thereto under the headings “Security Ownership of Certain Beneficial Owners and Management” and “Equity Compensation Plan Information” in our 2023 Proxy Statement.

### **ITEM 13. CERTAIN RELATIONSHIPS AND RELATED TRANSACTIONS, AND DIRECTOR INDEPENDENCE**

The response to this item is incorporated by reference from the discussion responsive thereto under the headings “Certain Relationships and Related Person Transactions” and “Management and Corporate Governance” in our 2023 Proxy Statement.

### **ITEM 14. PRINCIPAL ACCOUNTANT FEES AND SERVICES**

The response to this item is incorporated by reference from the discussion responsive thereto under the heading “Ratification of Appointment of Independent Registered Public Accounting Firm” in our 2023 Proxy Statement.

**PART IV**

**ITEM 15. EXHIBITS AND FINANCIAL STATEMENT SCHEDULES**

|  | <u>Page</u> |
|--|-------------|
| (a). 1. Index to Consolidated Financial Statements as of December 31, 2022 and 2021 and for the years ended December 31, 2022, 2021 and 2020 |             |
| Report of Independent Registered Public Accounting Firm (Deloitte & Touche LLP, PCAOB ID 34) . . . .   | 87          |
| Consolidated Balance Sheets . . . . .  | 89          |
| Consolidated Statements of Operations and Comprehensive Loss . . . . .   | 90          |
| Consolidated Statements of Changes in Convertible Preferred Stock and Stockholders' Equity (Deficit) . .                                     | 91          |
| Consolidated Statements of Cash Flows . . . . .  | 92          |
| Notes to Consolidated Financial Statements . . . . .   | 93          |

(a). 2. Financial Statements

Financial statement schedules have been omitted from this Annual Report on Form 10-K because they are not applicable, not required or the information required is set forth in the audited consolidated financial statements or accompanying notes.

(a). 3. Exhibits

The following exhibits are filed as part of, or incorporated by reference into, this Annual Report on Form 10-K.

| <u>Exhibit Number</u> | <u>Exhibit Description</u>  | <u>Filed Here with</u> | <u>Incorporated by Reference Herein from Form or Schedule</u> | <u>Filing Date</u> | <u>SEC File/Reg. Number</u> |
|-----------------------|---|------------------------|---|--------------------|-----------------------------|
| 2.1†                  | Business Combination Agreement, dated as of February 18, 2021, by and among Quantum-Si Incorporated (formerly HighCape Capital Acquisition Corp.), Clay Merger Sub, Inc., and Q-SI Operations Inc. (formerly Quantum-Si Incorporated) |                        | Form 8-K<br>(Exhibit 2.1)                                     | 2/18/2021          | 001-39486                   |
| 3.1                   | Second Amended and Restated Certificate of Incorporation of Quantum-Si Incorporated   |                        | Form 8-K<br>(Exhibit 3.1)                                     | 6/15/2021          | 001-39486                   |
| 3.2                   | Amended and Restated Bylaws of Quantum-Si Incorporated  |                        | Form 10-K<br>(Exhibit 3.2)                                    | 3/1/2021           | 001-39486                   |
| 4.1                   | Description of Securities   | X                      |   |                    |                             |
| 4.2                   | Specimen Class A Common Stock Certificate   |                        | Form S-4/A<br>(Exhibit 4.1)                                   | 5/11/2021          | 333-253691                  |
| 4.3                   | Warrant Agreement, dated as of September 3, 2020, by and between Quantum-Si Incorporated (formerly HighCape Capital Acquisition Corp.) and Continental Stock Transfer & Trust Company   |                        | Form 8-K<br>(Exhibit 4.1)                                     | 9/9/2020           | 001-39486                   |
| 10.1                  | Form of PIPE Investor Subscription Agreement for institutional investors, dated as of February 18, 2021, by and between Quantum-Si Incorporated (formerly HighCape Capital Acquisition Corp.) and the subscriber parties thereto      |                        | Form 8-K<br>(Exhibit 10.1)                                    | 2/18/2021          | 001-39486                   |



| <b>Exhibit Number</b> | <b>Exhibit Description</b>  | <b>Filed Here with</b> | <b>Incorporated by Reference Herein from Form or Schedule</b> | <b>Filing Date</b> | <b>SEC File/Reg. Number</b> |
|-----------------------|---|------------------------|---|--------------------|-----------------------------|
| 10.2                  | Form of PIPE Investor Subscription Agreement for accredited investors, dated as of February 18, 2021, by and between Quantum-Si Incorporated (formerly HighCape Capital Acquisition Corp.) and the subscriber parties thereto                                       |                        | Form 8-K/A (Exhibit 10.2)                                     | 2/19/2021          | 001-39486                   |
| 10.3                  | Form of Subscription Agreement, dated as of February 18, 2021, by and between Quantum-Si Incorporated (formerly HighCape Capital Acquisition Corp.) and the Foresite Funds  |                        | Form 8-K/A (Exhibit 10.3)                                     | 2/19/2021          | 001-39486                   |
| 10.4                  | Transaction Support Agreement, dated as of February 19, 2021, by and among Quantum-Si Incorporated (formerly HighCape Capital Acquisition Corp.), and certain supporting stockholders of Q-SI Operations Inc. (formerly Quantum-Si Incorporated)                    |                        | Form 8-K (Exhibit 10.1)                                       | 2/22/2021          | 001-39486                   |
| 10.5                  | Sponsor Letter Agreement, dated as of February 18, 2021, by and among HighCape Capital Acquisition LLC, Deerfield Partners, L.P., Quantum-Si Incorporated (formerly HighCape Capital Acquisition Corp.) and Q-SI Operations Inc. (formerly Quantum-Si Incorporated) |                        | Form 8-K (Exhibit 10.4)                                       | 2/18/2021          | 001-39486                   |
| 10.6+                 | Advisory Agreement, dated as of November 1, 2022, by and between Quantum-Si Incorporated and Jonathan M. Rothberg, Ph.D.  | X                      |   |                    |                             |
| 10.7+                 | Offer Letter of Employment, dated as of October 2, 2022, by and between Quantum-Si Incorporated and Jeffrey Hawkins   |                        | Form 8-K (Exhibit 10.1)                                       | 10/4/2022          | 001-39486                   |
| 10.8+                 | Offer Letter of Employment, dated as of April 26, 2022, by and between Quantum-Si Incorporated and Patrick Schneider  |                        | Form 8-K (Exhibit 10.1)                                       | 5/9/2022           | 001-39486                   |
| 10.9+                 | Offer Letter of Employment, dated as of December 8, 2022, by and between Quantum-Si Incorporated and Grace Johnston   | X                      |   |                    |                             |
| 10.10+                | Offer Letter of Employment, dated as of March 23, 2021, by and between Q-SI Operations Inc. (formerly Quantum-Si Incorporated) and Claudia Drayton  |                        | Form S-4/A (Exhibit 10.10)                                    | 5/11/2021          | 333-253691                  |
| 10.11+                | Offer Letter of Employment, dated as of June 1, 2015, by and between Q-SI Operations Inc. (formerly Quantum-Si Incorporated) and Michael P. McKenna, Ph.D.  |                        | Form S-4 (Exhibit 10.10)                                      | 3/1/2021           | 333-253691                  |

| <u>Exhibit Number</u> | <u>Exhibit Description</u>  | <u>Filed Here with</u> | <u>Incorporated by Reference Herein from Form or Schedule</u> | <u>Filing Date</u> | <u>SEC File/Reg. Number</u> |
|-----------------------|---|------------------------|---|--------------------|-----------------------------|
| 10.12+                | Offer Letter of Employment, dated as of November 4, 2020, by and between Q-SI Operations Inc. (formerly Quantum-Si Incorporated) and Christian LaPointe, Ph.D., as supplemented by the Letter Agreement, dated as of February 16, 2021, by and between Q-SI Operations Inc. and Christian LaPointe, Ph.D. |                        | Form 10-K<br>(Exhibit 10.12)                                  | 3/1/2022           | 001-39486                   |
| 10.13                 | Technology and Services Exchange Agreement, dated as of February 17, 2021, by and among Q-SI Operations Inc. (formerly Quantum-Si Incorporated) and the participants named therein  |                        | Form 10-Q<br>(Exhibit 10.1)                                   | 11/15/2021         | 001-39486                   |
| 10.14                 | Protein Engineering Collaboration Agreement, dated as of March 13, 2023, by and between Quantum-Si Incorporated and Protein Evolution, Inc.   | X                      |   |                    |                             |
| 10.15.1+              | Quantum-Si Incorporated 2021 Equity Incentive Plan  |                        | Form 8-K<br>(Exhibit 10.13.1)                                 | 6/15/2021          | 001-39486                   |
| 10.15.2+              | Form of Stock Option Agreement under 2021 Equity Incentive Plan   |                        | Form 8-K<br>(Exhibit 10.13.2)                                 | 6/15/2021          | 001-39486                   |
| 10.15.3+              | Form of Restricted Stock Unit Agreement under 2021 Equity Incentive Plan  |                        | Form S-8<br>(Exhibit 99.3)                                    | 9/2/2021           | 333-259271                  |
| 10.16.1+              | Q-SI Operations Inc. 2013 Employee, Director and Consultant Equity Incentive Plan, as amended   |                        | Form 8-K<br>(Exhibit 10.14.1)                                 | 6/15/2021          | 001-39486                   |
| 10.16.2+              | Form of Stock Option Agreement under 2013 Employee, Director and Consultant Equity Incentive Plan, as amended   |                        | Form 8-K<br>(Exhibit 10.14.2)                                 | 6/15/2021          | 001-39486                   |
| 10.16.3+              | Form of Restricted Stock Unit Agreement under 2013 Employee, Director and Consultant Equity Incentive Plan, as amended  |                        | Form 8-K<br>(Exhibit 10.14.3)                                 | 6/15/2021          | 001-39486                   |
| 10.17+                | Form of Performance-Based Non-Qualified Stock Option Agreement  |                        | Form S-8<br>(Exhibit 99.1)                                    | 11/10/2022         | 333-268301                  |
| 10.18+                | Nonemployee Director Compensation Policy  | X                      |   |                    |                             |
| 10.19                 | Form of Indemnification Agreement   |                        | Form 8-K<br>(Exhibit 10.16)                                   | 6/15/2021          | 001-39486                   |
| 10.20                 | Amended and Restated Registration Rights Agreement, dated as of June 10, 2021, by and among Quantum-Si Incorporated (formerly HighCape Capital Acquisition Corp.) and certain of its securityholders  |                        | Form 8-K<br>(Exhibit 10.17)                                   | 6/15/2021          | 001-39486                   |
| 10.21                 | Lease Agreement between Quantum-Si Incorporated and BP3-SD5 5510 Morehouse Drive LLC, dated June 18, 2021   |                        | Form 8-K<br>(Exhibit 10.1)                                    | 6/24/2021          | 001-39486                   |

| Exhibit Number | Exhibit Description   | Filed Here with | Incorporated by Reference Herein from Form or Schedule | Filing Date | SEC File/Reg. Number |
|----------------|---|-----------------|--|-------------|----------------------|
| 10.22          | Lease Agreement between Quantum-Si Incorporated and Winchester Office LLC, dated December 28, 2021  |                 | Form 8-K (Exhibit 10.1)                                | 1/24/2022   | 001-39486            |
| 10.23+         | Quantum-Si Incorporated Executive Severance Plan  |                 | Form 8-K (Exhibit 10.1)                                | 7/6/2021    | 001-39486            |
| 21.1           | List of Subsidiaries  | X               |  |             |                      |
| 23.1           | Consent of Deloitte & Touche LLP  | X               |  |             |                      |
| 31.1           | Certification of the Principal Executive Officer pursuant to Section 302 of the Sarbanes-Oxley Act of 2002  | X               |  |             |                      |
| 31.2           | Certification of the Principal Financial Officer pursuant to Section 302 of the Sarbanes-Oxley Act of 2002  | X               |  |             |                      |
| 32*            | Certifications of the Chief Executive Officer and Chief Financial Officer pursuant to Section 906 of the Sarbanes-Oxley Act of 2002                                   | X               |  |             |                      |
| 101.INS        | Inline XBRL Instance Document (the instance document does not appear in the Interactive Data File because its XBRL tags are embedded within the Inline XBRL document) | X               |  |             |                      |
| 101.SCH        | Inline XBRL Taxonomy Extension Schema Document  | X               |  |             |                      |
| 101.CAL        | Inline XBRL Taxonomy Extension Calculation Linkbase Document  | X               |  |             |                      |
| 101.DEF        | Inline XBRL Taxonomy Extension Definition Linkbase Document   | X               |  |             |                      |
| 101.LAB        | Inline XBRL Taxonomy Extension Label Linkbase Document  | X               |  |             |                      |
| 101.PRE        | Inline XBRL Taxonomy Extension Presentation Linkbase Document   | X               |  |             |                      |
| 104            | Cover Page Interactive Data File (embedded within the Inline XBRL document)   | X               |  |             |                      |

† Certain of the exhibits and schedules to this Exhibit have been omitted in accordance with Regulation S-K Item 601(a)(5). The Registrant agrees to furnish a copy of all omitted exhibits and schedules to the SEC upon its request.

+ Management contract or compensatory plan or arrangement.

\* The certifications attached as Exhibit 32 that accompany this Annual Report on Form 10-K are not deemed filed with the Securities and Exchange Commission and are not to be incorporated by reference into any filing of Quantum-Si Incorporated under the Securities Act of 1933, as amended, or the Securities Exchange Act of 1934, as amended (whether made before or after the date of such Form 10-K), irrespective of any general incorporation language contained in such filing.

## ITEM 16. FORM 10-K SUMMARY

Not applicable.

## SIGNATURES

Pursuant to the requirements of Section 13 or 15(d) of the Securities Exchange Act of 1934, the registrant has duly caused this report to be signed on its behalf by the undersigned thereunto duly authorized.

### QUANTUM-SI INCORPORATED

March 16, 2023

By: /s/ Jeffrey Hawkins

Jeffrey Hawkins  
Chief Executive Officer

### POWER OF ATTORNEY

KNOW ALL PERSONS BY THESE PRESENTS, that each person whose signature appears below constitutes and appoints each of Jeffrey Hawkins and Claudia Drayton his or her true and lawful attorney-in-fact and agent, with full power of substitution, for him or her and in his or her name, place and stead, in any and all capacities, to sign any and all amendments to this Annual Report on Form 10-K, and to file the same, with all exhibits thereto, and other documents in connection therewith, with the Securities and Exchange Commission, granting unto said attorney-in-fact and agent, full power and authority to do and perform each and every act and thing requisite and necessary to be done in connection therewith, as fully to all intents and purposes as he or she might or could do in person, hereby ratifying and confirming all that said attorney-in-fact and agent, or his or her substitutes or substitute, may lawfully do or cause to be done by virtue hereof.

IN WITNESS WHEREOF, each of the undersigned has executed this Power of Attorney as of the date indicated opposite his or her name.

Pursuant to the requirements of the Securities Exchange Act of 1934, as amended, this report has been signed below by the following persons on behalf of the registrant in the capacities and on the dates indicated.

| <u>Name</u>   | <u>Title</u>   | <u>Date</u>    |
|---|--|----------------|
| <u>/s/ Jeffrey Hawkins</u><br>Jeffrey Hawkins                         | Chief Executive Officer and Director<br><i>(Principal Executive Officer)</i>   | March 16, 2023 |
| <u>/s/ Claudia Drayton</u><br>Claudia Drayton                         | Chief Financial Officer<br><i>(Principal Financial and Accounting Officer)</i> | March 16, 2023 |
| <u>/s/ Jonathan M. Rothberg, Ph.D.</u><br>Jonathan M. Rothberg, Ph.D. | Chairman of the Board  | March 16, 2023 |
| <u>/s/ Vikram Bajaj, Ph.D.</u><br>Vikram Bajaj, Ph.D.                 | Director   | March 16, 2023 |
| <u>/s/ Marijn Dekkers, Ph.D.</u><br>Marijn Dekkers, Ph.D.             | Director   | March 16, 2023 |
| <u>/s/ Ruth Fattori</u><br>Ruth Fattori                               | Director   | March 16, 2023 |
| <u>/s/ Brigid A. Makes</u><br>Brigid A. Makes                         | Director   | March 16, 2023 |
| <u>/s/ Michael Mina, M.D., Ph.D.</u><br>Michael Mina, M.D., Ph.D.     | Director   | March 16, 2023 |
| <u>/s/ Kevin Rakin</u><br>Kevin Rakin                                 | Director   | March 16, 2023 |

## REPORT OF INDEPENDENT REGISTERED PUBLIC ACCOUNTING FIRM

To the stockholders and the Board of Directors of Quantum-Si Incorporated:

### Opinion on the Consolidated Financial Statements

We have audited the accompanying consolidated balance sheets of Quantum-Si Incorporated and subsidiaries (the “Company”) as of December 31, 2022 and 2021, the related consolidated statements of operations and comprehensive loss, changes in convertible preferred stock and stockholders’ equity (deficit), and cash flows, for each of the three years in the period ended December 31, 2022, and the related notes (collectively referred to as the “financial statements”). In our opinion, the financial statements present fairly, in all material respects, the financial position of the Company as of December 31, 2022 and 2021, and the results of its operations and its cash flows for each of the three years in the period ended December 31, 2022, in conformity with accounting principles generally accepted in the United States of America.

### Basis for Opinion

These financial statements are the responsibility of the Company’s management. Our responsibility is to express an opinion on the Company’s financial statements based on our audits. We are a public accounting firm registered with the Public Company Accounting Oversight Board (United States) (PCAOB) and are required to be independent with respect to the Company in accordance with the U.S. federal securities laws and the applicable rules and regulations of the Securities and Exchange Commission and the PCAOB.

We conducted our audits in accordance with the standards of the PCAOB. Those standards require that we plan and perform the audit to obtain reasonable assurance about whether the financial statements are free of material misstatement, whether due to error or fraud. The Company is not required to have, nor were we engaged to perform, an audit of its internal control over financial reporting. As part of our audits, we are required to obtain an understanding of internal control over financial reporting but not for the purpose of expressing an opinion on the effectiveness of the Company’s internal control over financial reporting. Accordingly, we express no such opinion.

Our audits included performing procedures to assess the risks of material misstatement of the financial statements, whether due to error or fraud, and performing procedures that respond to those risks. Such procedures included examining, on a test basis, evidence regarding the amounts and disclosures in the financial statements. Our audits also included evaluating the accounting principles used and significant estimates made by management, as well as evaluating the overall presentation of the financial statements. We believe that our audits provide a reasonable basis for our opinion.

### Critical Audit Matter

The critical audit matter communicated below is a matter arising from the current-period audit of the financial statements that was communicated or required to be communicated to the audit committee and that (1) relates to accounts or disclosures that are material to the financial statements and (2) involved our especially challenging, subjective, or complex judgments. The communication of critical audit matters does not alter in any way our opinion on the financial statements, taken as a whole, and we are not, by communicating the critical audit matter below, providing a separate opinion on the critical audit matter or on the accounts or disclosures to which it relates.

### *Goodwill Impairment – Refer to Note 2 to the Financial Statements*

#### *Critical Audit Matter Description*

As disclosed in Note 2 to the financial statements, the Company operates as a single reporting unit for purposes of reviewing goodwill for possible impairment annually during the fourth quarter as of October 1, or whenever events or circumstances indicate that the carrying amount may not be recoverable. The Company determined, based on its quantitative assessment, that it was more likely than not that the fair value is less than its carrying amount and recorded a full impairment charge of \$9.48 million in the fourth quarter ended December 31, 2022. The Company’s impairment evaluation involves the comparison of its fair value to its carrying value. The Company determines the fair value using a market-based approach and incorporates assumptions it believes market participants would utilize. Under the market-based approach, the Company determines fair value by comparing itself to similar businesses or guideline companies whose securities are actively traded in public markets.



Given the significant estimates and assumptions management makes to estimate the fair value of the reporting unit goodwill and the sensitivity of the Company's operations to changes in the U.S. healthcare technology market, performing audit procedures to evaluate the reasonableness of management's estimates and assumptions required a high degree of auditor judgment and an increased extent of effort, including the need to involve our fair value specialists.

*How the Critical Audit Matter Was Addressed in the Audit*

The determination of fair value using a market-based approach requires management to make significant assumptions related to the determination of an appropriate group of peer companies, and market revenue multiples from within the selected group of peer companies. Our audit procedures with respect to the significant estimates and assumptions for the Company's fair value included the following, among others:

- We tested the effectiveness of controls over management's goodwill impairment evaluation, including those over the determination of fair value along with the completeness and accuracy of the underlying data and assumptions used.
- With the assistance of our fair value specialists, we evaluated the reasonableness of the assumptions utilized in the market-based approach including (1) identification of guideline public companies, (2) identification of guideline company transaction types, (3) multiples selection process, (4) weighting of the value indications used in determining the multiples to forecasted revenue, and (5) market capitalization reconciliation. This included testing the underlying source information and mathematical accuracy of the calculations, and comparing the multiples selected by management to its guideline companies.
- We evaluated the reasonableness of the Company's forecasted revenue used in the fair value calculations by comparing the forecast to (1) internal communications to management and the board of directors, (2) holding discussions with the Company's management and reporting leaders, (3) external analyst expectations, and (4) industry reports containing analyses of the Company's markets.

/s/ Deloitte & Touche LLP

New York, New York

March 16, 2023

We have served as the Company's auditor since 2020.

**QUANTUM-SI INCORPORATED**  
**CONSOLIDATED BALANCE SHEETS**  
*(in thousands, except share and per share amounts)*

|   | <u>December 31,</u><br><u>2022</u> | <u>December 31,</u><br><u>2021</u> |
|---|------------------------------------|------------------------------------|
| <b>Assets</b>   |                                    |                                    |
| Current assets:   |                                    |                                    |
| Cash and cash equivalents . . . . .   | \$ 84,319                          | \$ 35,785                          |
| Marketable securities . . . . .   | 266,990                            | 435,519                            |
| Prepaid expenses and other current assets . . . . .   | <u>6,873</u>                       | <u>5,868</u>                       |
| <b>Total current assets</b> . . . . .   | <b>358,182</b>                     | <b>477,172</b>                     |
| Property and equipment, net . . . . .   | 16,849                             | 8,908                              |
| Goodwill . . . . .  | —                                  | 9,483                              |
| Other assets . . . . .  | 697                                | 690                                |
| Operating lease right-of-use assets . . . . .   | <u>15,757</u>                      | <u>6,973</u>                       |
| <b>Total assets</b> . . . . .   | <b><u>\$ 391,485</u></b>           | <b><u>\$ 503,226</u></b>           |
| <b>Liabilities and stockholders' equity</b>   |                                    |                                    |
| Current liabilities:  |                                    |                                    |
| Accounts payable . . . . .  | \$ 3,903                           | \$ 3,393                           |
| Accrued expenses and other current liabilities . . . . .  | 10,434                             | 7,276                              |
| Short-term operating lease liabilities . . . . .  | <u>1,369</u>                       | <u>859</u>                         |
| <b>Total current liabilities</b> . . . . .  | <b>15,706</b>                      | <b>11,528</b>                      |
| Long-term liabilities:  |                                    |                                    |
| Warrant liabilities . . . . .   | 996                                | 7,239                              |
| Other long-term liabilities . . . . .   | —                                  | 206                                |
| Operating lease liabilities . . . . .   | <u>16,077</u>                      | <u>7,219</u>                       |
| <b>Total liabilities</b> . . . . .  | <b>32,779</b>                      | <b>26,192</b>                      |
| <b>Commitments and contingencies (Note 15)</b>  |                                    |                                    |
| <b>Stockholders' equity</b>   |                                    |                                    |
| Class A Common stock, \$0.0001 par value; 600,000,000 shares authorized as of<br>December 31, 2022 and December 31, 2021; 120,006,757 and 118,025,410 shares<br>issued and outstanding as of December 31, 2022 and December 31, 2021,<br>respectively . . . . . | 12                                 | 12                                 |
| Class B Common stock, \$0.0001 par value; 27,000,000 shares authorized as of<br>December 31, 2022 and December 31, 2021; 19,937,500 shares issued and<br>outstanding as of December 31, 2022 and December 31, 2021 . . . . .                                    | 2                                  | 2                                  |
| Additional paid-in capital . . . . .  | 758,366                            | 744,252                            |
| Accumulated deficit . . . . .   | <u>(399,674)</u>                   | <u>(267,232)</u>                   |
| <b>Total stockholders' equity</b> . . . . .   | <b>358,706</b>                     | <b>477,034</b>                     |
| <b>Total liabilities and stockholders' equity</b> . . . . .   | <b><u>\$ 391,485</u></b>           | <b><u>\$ 503,226</u></b>           |

The accompanying notes are an integral part of these consolidated financial statements.

**QUANTUM-SI INCORPORATED**  
**CONSOLIDATED STATEMENTS OF OPERATIONS AND COMPREHENSIVE LOSS**  
*(in thousands, except share and per share amounts)*

|  | Years Ended December 31, |                    |                    |
|--|--------------------------|--------------------|--------------------|
|  | 2022                     | 2021               | 2020               |
| Operating expenses:  |                          |                    |                    |
| Research and development . . . . .   | \$ 72,062                | \$ 46,575          | \$ 27,555          |
| Selling, general and administrative . . . . .  | 42,296                   | 50,333             | 9,136              |
| Goodwill impairment . . . . .  | 9,483                    | —                  | —                  |
| <b>Total operating expenses . . . . .</b>  | <b>123,841</b>           | <b>96,908</b>      | <b>36,691</b>      |
| <b>Loss from operations . . . . .</b>  | <b>(123,841)</b>         | <b>(96,908)</b>    | <b>(36,691)</b>    |
| Interest expense . . . . .   | —                        | (5)                | (9)                |
| Dividend income . . . . .  | 5,301                    | 2,549              | 97                 |
| Change in fair value of warrant liabilities . . . . .  | 6,243                    | 4,379              | —                  |
| Other (expense), net . . . . .   | (20,145)                 | (5,004)            | (10)               |
| <b>Loss before provision for income taxes . . . . .</b>  | <b>(132,442)</b>         | <b>(94,989)</b>    | <b>(36,613)</b>    |
| Provision for income taxes . . . . .   | —                        | —                  | —                  |
| <b>Net loss and comprehensive loss . . . . .</b>   | <b>\$ (132,442)</b>      | <b>\$ (94,989)</b> | <b>\$ (36,613)</b> |
| Net loss per common share attributable to common stockholders,<br>basic and diluted . . . . .                                  | \$ (0.95)                | \$ (1.19)          | \$ (6.84)          |
| Weighted-average shares used to compute net loss per share<br>attributable to common stockholders, basic and diluted . . . . . | 139,255,131              | 79,578,540         | 5,355,463          |

The accompanying notes are an integral part of these consolidated financial statements.

**QUANTUM-SI INCORPORATED**  
**CONSOLIDATED STATEMENTS OF CHANGES IN CONVERTIBLE PREFERRED STOCK AND**  
**STOCKHOLDERS' EQUITY (DEFICIT)**  
*(in thousands, except share amounts)*

|   | Convertible preferred stock |                   | Class A<br>common stock |             | Class B<br>common stock |             | Additional<br>paid-in<br>capital | Accumulated<br>deficit | Total<br>stockholders'<br>equity<br>(deficit) |
|---|-----------------------------|-------------------|-------------------------|-------------|-------------------------|-------------|----------------------------------|------------------------|---|
|   | Shares                      | Amount            | Shares                  | Amount      | Shares                  | Amount      |                                  |                        |   |
| <b>Balance - January 1, 2020</b> . . . . .  | <b>84,201,570</b>           | <b>\$ 160,555</b> | <b>5,263,403</b>        | <b>\$ 1</b> | <b>—</b>                | <b>\$—</b>  | <b>\$ 10,530</b>                 | <b>\$(135,630)</b>     | <b>\$(125,099)</b>                            |
| Net loss . . . . .  | —                           | —                 | —                       | —           | —                       | —           | —                                | (36,613)               | (36,613)                                      |
| Issuance of Series E<br>convertible preferred stock,<br>net of issuance costs . . . . .                     | 6,587,698                   | 35,259            | —                       | —           | —                       | —           | —                                | —                      | —   |
| Common stock issued upon<br>exercise of stock options . . . . .   | —                           | —                 | 114,884                 | —           | —                       | —           | 63                               | —                      | 63  |
| Stock-based compensation . . . . .  | —                           | —                 | —                       | —           | —                       | —           | 1,924                            | —                      | 1,924   |
| <b>Balance - December 31,<br/>2020</b> . . . . .  | <b>90,789,268</b>           | <b>195,814</b>    | <b>5,378,287</b>        | <b>1</b>    | <b>—</b>                | <b>—</b>    | <b>12,517</b>                    | <b>(172,243)</b>       | <b>(159,725)</b>                              |
| Net loss . . . . .  | —                           | —                 | —                       | —           | —                       | —           | —                                | (94,989)               | (94,989)                                      |
| Issuance of Series E<br>convertible preferred stock,<br>net of issuance costs . . . . .                     | —                           | (4)               | —                       | —           | —                       | —           | —                                | —                      | —   |
| Common stock issued upon<br>exercise of stock options<br>and vesting of restricted<br>stock units . . . . . | —                           | —                 | 2,935,595               | —           | —                       | —           | 5,618                            | —                      | 5,618   |
| Conversion of the convertible<br>preferred stock into<br>Class A and Class B<br>common stock . . . . .      | (90,789,268)                | (195,810)         | 52,466,941              | 5           | 19,937,500              | 2           | 195,803                          | —                      | 195,810                                       |
| Net equity infusion from the<br>Business Combination . . . . .  | —                           | —                 | 56,708,872              | 6           | —                       | —           | 501,164                          | —                      | 501,170                                       |
| Majelac Technologies LLC<br>Acquisition . . . . .   | —                           | —                 | 535,715                 | —           | —                       | —           | 4,232                            | —                      | 4,232   |
| Stock-based compensation . . . . .  | —                           | —                 | —                       | —           | —                       | —           | 24,918                           | —                      | 24,918  |
| <b>Balance - December 31,<br/>2021</b> . . . . .  | <b>—</b>                    | <b>—</b>          | <b>118,025,410</b>      | <b>12</b>   | <b>19,937,500</b>       | <b>2</b>    | <b>744,252</b>                   | <b>(267,232)</b>       | <b>477,034</b>                                |
| Net loss . . . . .  | —                           | —                 | —                       | —           | —                       | —           | —                                | (132,442)              | (132,442)                                     |
| Common stock issued upon<br>exercise of stock options<br>and vesting of restricted<br>stock units . . . . . | —                           | —                 | 1,921,824               | —           | —                       | —           | 2,757                            | —                      | 2,757   |
| Majelac Technologies LLC<br>Acquisition . . . . .   | —                           | —                 | 59,523                  | —           | —                       | —           | 151                              | —                      | 151   |
| Stock-based compensation . . . . .  | —                           | —                 | —                       | —           | —                       | —           | 11,206                           | —                      | 11,206  |
| <b>Balance - December 31,<br/>2022</b> . . . . .  | <b>—</b>                    | <b>\$ —</b>       | <b>120,006,757</b>      | <b>\$12</b> | <b>19,937,500</b>       | <b>\$ 2</b> | <b>\$758,366</b>                 | <b>\$(399,674)</b>     | <b>\$ 358,706</b>                             |

The accompanying notes are an integral part of these consolidated financial statements.

**QUANTUM-SI INCORPORATED**  
**CONSOLIDATED STATEMENTS OF CASH FLOWS**  
*(in thousands)*

|   | <u>Years Ended December 31,</u> |                           |                          |
|---|---------------------------------|---------------------------|--------------------------|
|   | <u>2022</u>                     | <u>2021</u>               | <u>2020</u>              |
| Cash flows from operating activities:   |                                 |                           |                          |
| Net loss  | \$(132,442)                     | \$ (94,989)               | \$(36,613)               |
| Adjustments to reconcile net loss to net cash used in operating activities:         |                                 |                           |                          |
| Depreciation and amortization   | 2,584                           | 1,041                     | 894                      |
| Loss on marketable securities (realized and unrealized)                             | 20,603                          | 5,023                     | —                        |
| Loss on disposal of fixed assets  | 91                              | 70                        | 2                        |
| Goodwill impairment   | 9,483                           | —                         | —                        |
| Change in fair value of warrant liabilities   | (6,243)                         | (4,379)                   | —                        |
| Change in fair value of contingent consideration                                    | 176                             | 36                        | —                        |
| Change in fair value of stock consideration   | (320)                           | —                         | —                        |
| Stock-based compensation  | 11,206                          | 24,918                    | 1,924                    |
| Changes in operating assets and liabilities:  |                                 |                           |                          |
| Prepaid expenses and other current assets   | (1,005)                         | (4,893)                   | (12)                     |
| Other assets  | (7)                             | (690)                     | —                        |
| Other assets - related party  | —                               | 738                       | 256                      |
| Operating lease right-of-use assets   | (8,784)                         | (6,973)                   | —                        |
| Accounts payable  | 721                             | 709                       | 536                      |
| Accrued expenses and other current liabilities                                      | 4,009                           | 4,498                     | 440                      |
| Operating lease liabilities   | 9,368                           | 8,078                     | —                        |
| <b>Net cash used in operating activities</b>  | <b><u>\$ (90,560)</u></b>       | <b><u>\$ (66,813)</u></b> | <b><u>\$(32,573)</u></b> |
| Cash flows from investing activities:   |                                 |                           |                          |
| Purchases of property and equipment   | (10,741)                        | (5,763)                   | (461)                    |
| Purchases of marketable securities  | (834)                           | (440,542)                 | —                        |
| Sales of marketable securities  | 148,760                         | —                         | —                        |
| Business acquisition  | —                               | (4,632)                   | —                        |
| <b>Net cash provided by (used in) investing activities</b>                          | <b><u>\$ 137,185</u></b>        | <b><u>\$(450,937)</u></b> | <b><u>\$ (461)</u></b>   |
| Cash flows from financing activities:   |                                 |                           |                          |
| Proceeds from exercise of stock options   | 2,757                           | 5,618                     | 63                       |
| Proceeds from issuance of Series E convertible preferred stock                      | —                               | —                         | 35,311                   |
| Net proceeds from equity infusion from the Business Combination                     | —                               | 512,788                   | —                        |
| Proceeds from issuance of notes payable   | —                               | —                         | 1,749                    |
| Payment of notes payable  | —                               | (1,749)                   | —                        |
| Stock issuance costs for Series E convertible preferred stock                       | —                               | (4)                       | (52)                     |
| Payment of contingent consideration - business acquisition                          | (348)                           | —                         | —                        |
| Payment of deferred consideration - business acquisition                            | (500)                           | —                         | —                        |
| Principal payments under finance lease obligations                                  | —                               | (28)                      | (57)                     |
| <b>Net cash provided by financing activities</b>                                    | <b><u>\$ 1,909</u></b>          | <b><u>\$ 516,625</u></b>  | <b><u>\$ 37,014</u></b>  |
| <b>Net increase (decrease) in cash and cash equivalents</b>                         | <b><u>48,534</u></b>            | <b><u>(1,125)</u></b>     | <b><u>3,980</u></b>      |
| Cash and cash equivalents at beginning of period                                    | 35,785                          | 36,910                    | 32,930                   |
| <b>Cash and cash equivalents at end of period</b>                                   | <b><u>\$ 84,319</u></b>         | <b><u>\$ 35,785</u></b>   | <b><u>\$ 36,910</u></b>  |
| <b>Supplemental disclosure of cash flow information:</b>                            |                                 |                           |                          |
| Cash received from exchange of research and development tax credits                 | \$ —                            | \$ 173                    | \$ —                     |
| <b>Supplemental disclosure of noncash information:</b>                              |                                 |                           |                          |
| Noncash acquisition of property and equipment                                       | \$ 1,260                        | \$ 1,385                  | \$ 30                    |
| Forgiveness of related party promissory notes                                       | \$ —                            | \$ 150                    | \$ 20                    |
| Noncash equity issuance - business acquisition                                      | \$ 151                          | \$ 4,232                  | \$ —                     |
| Noncash equity related warrants from the Business Combination                       | \$ —                            | \$ 11,618                 | \$ —                     |
| Conversion of the convertible preferred stock into Class A and Class B common stock | \$ —                            | \$ 195,810                | \$ —                     |
| Noncash contingent consideration and holdbacks - business acquisition               | \$ —                            | \$ 1,552                  | \$ —                     |

The accompanying notes are an integral part of these consolidated financial statements.



**QUANTUM-SI INCORPORATED**  
**NOTES TO CONSOLIDATED FINANCIAL STATEMENTS**  
**AS OF DECEMBER 31, 2022 AND 2021 AND FOR THE YEARS ENDED DECEMBER 31, 2022,**  
**2021 AND 2020**

(in thousands, except share and per share amounts)

## **1. ORGANIZATION AND DESCRIPTION OF BUSINESS**

Quantum-Si Incorporated (including its subsidiaries, the “Company” or “Quantum-Si”) was originally incorporated in Delaware on June 10, 2020 as a special purpose acquisition company under the name HighCape Capital Acquisition Corp. (“HighCape”) for the purpose of effecting a merger, capital stock exchange, asset acquisition, stock purchase, reorganization or similar business combination involving HighCape and one or more businesses. On June 10, 2021 (the “Closing”), the Company consummated the transaction contemplated by the Business Combination Agreement, dated February 18, 2021 (the “Business Combination Agreement”), by and among HighCape, Tenet Merger Sub, Inc., a Delaware corporation (“Merger Sub”) and Quantum-Si Incorporated, a Delaware corporation (“Legacy Quantum-Si”).

Pursuant to the terms of the Business Combination Agreement, a business combination between HighCape was affected through the merger of Merger Sub with and into Legacy Quantum-Si, with Legacy Quantum-Si surviving as the surviving company and a wholly owned subsidiary of HighCape (the “Merger” and collectively with the other transaction described in the Business Combination Agreement, the “Business Combination”). Effective as of the Closing, HighCape changed its name to Quantum-Si Incorporated and Legacy Quantum-Si changed its name to Q-SI Operations Inc. The financial information prior to the Business Combination represents the financial results and condition of Legacy Quantum-Si.

The Company is an innovative life sciences company with the mission of transforming single-molecule analysis and democratizing its use by providing researchers and clinicians access to the proteome, the set of proteins expressed within a cell. The Company has developed a proprietary universal single- molecule detection platform that the Company is first applying to proteomics to enable Next-Generation Protein Sequencing (“NGPS”), the ability to sequence proteins in a massively parallel fashion (rather than sequentially, one at a time), and can be used for the study of nucleic acids. The Company’s platform is comprised of the Carbon™ automated sample preparation instrument, the Platinum™ NGPS instrument, the Quantum-Si Cloud™ software service, and reagent kits and chips for use with its instruments.

Although the Company has incurred recurring losses each year since its inception, the Company expects its cash and cash equivalents, and marketable securities will be able to fund its operations for at least the next twelve months.

## **2. SUMMARY OF SIGNIFICANT ACCOUNTING POLICIES**

### ***Basis of Presentation and Principles of Consolidation***

The accompanying consolidated financial statements include the accounts of the Company and have been prepared in accordance with accounting principles generally accepted in the United States of America (“U.S. GAAP”) and pursuant to the accounting disclosure rules and regulations of the Securities and Exchange Commission (the “SEC”). All intercompany transactions are eliminated.

### ***COVID-19***

The outbreak of the novel coronavirus (“COVID-19”), which was declared a pandemic by the World Health Organization on March 11, 2020 and declared a National Emergency by the President of the United States on March 13, 2020, has led to adverse impacts on the United States and global economies and created uncertainty regarding potential impacts on the Company’s operating results, financial condition and cash flows. The COVID-19 pandemic had, and is expected to continue to have, an adverse impact on the Company’s operations, particularly as a result of preventive and precautionary measures that the Company, other businesses, and governments are taking. Governmental mandates related to COVID-19 or other infectious diseases, or public health crises, have impacted, and the Company expects them to continue to impact, its personnel and personnel at third-party manufacturing facilities in the United States and other countries, and the availability or cost of materials, which would disrupt or delay the Company’s receipt of instruments, components and supplies from the third parties the Company relies on to, among other things, produce its products currently under development. To the extent that any governmental authority imposes additional regulatory requirements or changes existing laws, regulations, and policies that apply to the

Company's business and operations, such as additional workplace safety measures, the Company's product development plans may be delayed, and the Company may incur further costs in bringing its business and operations into compliance with changing or new laws, regulations, and policies. The full extent to which the COVID-19 pandemic will directly or indirectly impact the Company's business, results of operations and financial condition, including expenses and research and development costs, will depend on future developments that are highly uncertain, including as a result of new information that may emerge concerning COVID-19 and the actions taken to contain or treat COVID-19, as well as the economic impacts, including inflation on product and service costs.

The estimates of the impact on the Company's business may change based on new information that may emerge concerning COVID-19 and the actions to contain it or address its impact and the economic impact on local, regional, national and international markets as well as other changes in macroeconomic factors. The COVID-19 pandemic and related economic disruptions have not had a material adverse impact on the Company's operations to date. While the Company is unable to predict the full impact that the COVID-19 pandemic will have on the Company's future results of operations, liquidity and financial condition due to numerous uncertainties, including the duration of the pandemic, the actions that may be taken by government authorities across the United States, adverse changes in macroeconomic conditions, if sustained or recurrent, could result in significant changes in costs going forward with material adverse effect on the Company's operating results, financial condition, and cash flows.

The Company has not incurred any significant impairment losses in the carrying values of the Company's assets as a result of the COVID-19 pandemic and is not aware of any specific related event or circumstance that would require the Company to revise its estimates reflected in its consolidated financial statements.

### ***Other Global Developments***

In 2022, various central banks around the world (including the Federal Reserve in the United States) raised interest rates. While these rate increases have not had a significant adverse impact on the Company to date, the impact of such rate increases on the overall financial markets and the economy may adversely impact the Company in the future. In addition, the global economy has experienced and is continuing to experience high levels of inflation and global supply chain disruptions. The Company continues to monitor these supply chain, inflation and interest rate factors, as well as the uncertainty resulting from the overall economic environment.

In addition, although the Company has no operations in or direct exposure to Russia or Ukraine, the Company has experienced some constraints in product and material availability and increasing costs required to obtain some materials and supplies as a result of the Russia-Ukraine military conflict on the global economy. To date, the Company's business has not been materially impacted by the conflict, however, as the conflict continues or worsens, it may impact the Company's business, financial condition or results of operations.

### ***Concentration of Credit Risk***

Financial instruments that potentially subject the Company to concentration of credit risk consist principally of cash and cash equivalents and marketable securities. As of December 31, 2022 and 2021, substantially all of the Company's marketable securities were invested in fixed income mutual funds at one financial institution. The Company also maintains balances in certain operating accounts above federally insured limits. After considering the dividend income derived from such investments, the Company has not recognized any significant realized losses on such accounts and does not believe it is exposed to any significant credit risk on cash and cash equivalents and marketable securities.

### ***Reclassifications***

Certain prior year amounts have been reclassified for consistency with the current year's presentation.

### ***Use of Estimates***

The preparation of the consolidated financial statements in conformity with U.S. GAAP requires the Company to make estimates and assumptions about future events that affect the amounts reported in its consolidated financial statements and accompanying notes. Future events and their effects cannot be determined with certainty. On an ongoing basis, management evaluates these estimates and assumptions. Significant estimates and assumptions include:

- valuation allowances with respect to deferred tax assets;
- valuation for acquisitions;
- valuation of goodwill;
- assumptions used for leases;
- valuation of warrant liabilities; and
- assumptions underlying the fair value used in the calculation of the stock-based compensation.

The Company bases these estimates on historical and anticipated results and trends and on various other assumptions that the Company believes are reasonable under the circumstances, including assumptions as to future events. Changes in estimates are recorded in the period in which they become known. Actual results could differ from those estimates, and any such differences may be material to the Company's consolidated financial statements.

### ***Cash and Cash Equivalents***

All highly liquid investments purchased with a maturity of three months or less are cash equivalents. At December 31, 2022 and 2021, cash and cash equivalents consist principally of cash and short-term money market accounts.

### ***Prepaid Expenses and Other Current Assets***

Prepaid expenses and other current assets include amounts paid in advance for operating expenses as well as monies to be received from the State of Connecticut for research and development tax credits. These research and development tax credits are exchanged for a cash refund and are typically collected within one year from the date the tax return is filed with the state. The credits are recognized as an offset to research and development expenses in the consolidated statements of operations and comprehensive loss in the annual period the corresponding expenses were incurred.

### ***Foreign Currency Translation and Transactions***

For the Company's international operations, the local currency has been determined to be the functional currency. The results of its non-U.S. dollar-based operations are translated to U.S. dollars at the average exchange rates during the period. Assets and liabilities are translated at the rate of exchange prevailing on the balance sheet date. Equity is translated at the prevailing rate of exchange at the date of the equity transaction. Translation adjustments are reflected in Stockholders' equity and are included as a component of Other comprehensive (loss)/income. The translational effects of revaluing non-functional currency assets and liabilities into the functional currency are recorded as Other (expense), net in the consolidated statements of operations and comprehensive loss.

The Company realizes foreign currency gains/(losses) in the normal course of business based on movement in the applicable exchange rates. These transactional gains/(losses) are included as a component of Other (expense), net in the consolidated statements of operations and comprehensive loss. As of December 31, 2022 and 2021 and for the years ended December 31, 2022, 2021 and 2020, there was no material effect of foreign currency translation and transactions on the consolidated financial statements.

### ***Investments in Marketable Securities***

The Company's investments in marketable securities are classified as trading securities and consist of ownership interests in fixed income mutual funds. The securities are stated at fair value, as determined by quoted market prices. As the securities have readily determinable fair value, unrealized gains and losses are reported as Other (expense), net on the consolidated statements of operations and comprehensive loss. Subsequent gains or losses realized upon redemption or sale of these securities are also recorded as Other (expense), net on the consolidated statements of

operations and comprehensive loss. Dividends on marketable securities are recognized as income when declared. The Company considers all of its investments in marketable securities as available for use in current operations and therefore classifies these securities within current assets on the consolidated balance sheets.

For the years ended December 31, 2022, 2021 and 2020, the Company reported unrealized losses of \$16,161, \$5,023 and \$0, respectively, related to securities held as of December 31, 2022, 2021 and 2020. Realized losses related to securities that matured or were sold during the year ended December 31, 2022 were \$4,442. There were no realized losses related to securities that matured or were sold during the years ended December 31, 2021 and 2020. For the years ended December 31, 2022, 2021 and 2020, the Company recognized \$5,301, \$2,549 and \$97, respectively, in dividend income from marketable securities.

***Property and Equipment, net***

Property and equipment are stated at cost less accumulated depreciation and amortization. Depreciation expense is computed using the straight-line method over the estimated useful lives of the related assets. Leasehold improvements are amortized over the shorter of the asset’s useful life or the life of the lease term.

Useful lives of property and equipment are as follows:

| <u>Property and equipment</u>             | <u>Estimated useful life</u> |
|---|------------------------------|
| Laboratory and production equipment. .... | 3-5 years                    |
| Computer equipment . . . . .              | 3-5 years                    |
| Software . . . . .                        | 3 years                      |
| Furniture and fixtures. . . . .           | 7 years                      |

Expenditures for major renewals and improvements are capitalized. Expenditures for repairs and maintenance are expensed as incurred. Costs for property and equipment not yet placed into service have been recorded as construction in process and will be depreciated in accordance with the above guidelines once placed into service. When assets are retired or otherwise disposed of, the cost of these assets and related accumulated depreciation and amortization is eliminated from the balance sheet, and any resulting gains or losses are included in the consolidated statements of operations and comprehensive loss in the period of disposal.

***Leases***

The Company adopted Accounting Standards Update (“ASU”) 2016-02, *Leases* (Topic 842) effective December 31, 2021, when the Company lost its emerging growth company status. The Company’s adoption of ASU 2016-02 was effective retrospectively to January 1, 2021, the beginning of the year. In accordance with ASU 2016-02, for arrangements in existence as of January 1, 2021 and any new arrangements entered into thereafter, the Company determines if an arrangement is a lease at inception and records right-of-use (“ROU”) assets and lease liabilities on the consolidated balance sheets at lease commencement. The capital lease became a finance lease by establishing the ROU asset and liability which was not material to the consolidated balance sheets as of January 1, 2021. Prior periods presented in the Company’s consolidated financial statements continue to be presented in accordance with the former lease standard, Accounting Standards Codification “ASC” Topic 840, *Leases* (“ASC 840”).

The Company’s leases generally do not have a readily determinable implicit discount rate. As such, the Company uses an incremental borrowing rate based on the information available at the lease commencement date to determine the present value of the lease payments. The Company’s incremental borrowing rate is the estimated rate that would be required to pay for a collateralized borrowing equal to the total lease payment over the lease term. The Company measures ROU assets based on the corresponding lease liability adjusted for (i) payments made to the lessor at or before the commencement date, (ii) initial direct costs incurred and (iii) tenant incentives under the lease. The Company’s lease terms may include options to extend or terminate the lease when it is reasonably certain that it will exercise that option. Lease expense for minimum lease payments is recognized on a straight-line basis over the lease term for operating leases. Finance leases will result in a front-loaded expense pattern. With respect to finance leases, amortization of the ROU asset is presented separately from interest expense related to the finance lease liability. In addition, the Company does not have significant residual value guarantees or restrictive covenants in the lease portfolio.

Certain of the Company’s lease agreements contain tenant improvement incentives and allowances, rent holidays, or rent escalation clauses. For tenant improvement incentives, if the incentive is determined to be a leasehold

improvement owned by the lessee and the Company is reasonably certain to use the incentive, the Company generally records the incentive as a reduction to the fixed lease payments liability as a reduction to lease cost. Reimbursable construction costs incurred are recorded as leasehold improvements and are amortized over the term of the lease. For rent holidays and rent escalation clauses during the lease term, the Company records rental expense on a straight-line basis over the term of the lease. For these lease incentives, the Company uses the date of initial possession as the commencement date, which is generally when the Company is given the right of access to the space and begins to make improvements in preparation for intended use.

For the year ended December 31, 2020, leases were evaluated and classified as operating leases or capital leases for financial reporting purposes. Leases that met one or more of the capital lease criteria under this guidance were recorded as capital leases. All other leases were recorded as operating leases. The Company recorded each capital lease as an asset and an obligation at an amount that is equal to the present value of the minimum lease payments over the lease term. The Company's operating leases were short term in nature as they had month-to-month rental terms. The Company expensed monthly rental payments as incurred in Selling, general and administrative and in Research and development in the consolidated statements of operations and comprehensive loss. The Company's lease agreements contain variable lease costs for common area maintenance, utilities, taxes and insurance, which were expensed as incurred. The Company had a capital lease which has been recorded on the consolidated balance sheets as of December 31, 2020 and became a finance lease as of the transition date of January 1, 2021. The capital lease became a finance lease by establishing the ROU asset and liability which was not material to the consolidated balance sheets. There were no finance leases as of December 31, 2022 or 2021.

As a result of its adoption of the new lease standard effective January 1, 2021, the Company has implemented new accounting policies and processes which changed the Company's internal control over financial reporting for lease accounting.

### ***Goodwill***

Goodwill, which represents the excess of purchase price over the fair value of net assets acquired, is carried at cost. Goodwill is not amortized; rather, it is subject to a periodic assessment for impairment by applying a fair value-based test. Beginning in 2022, the Company reviews goodwill for possible impairment annually during the fourth quarter as of October 1, or whenever events or circumstances indicate that the carrying amount may not be recoverable.

In order to test goodwill for impairment, an entity is permitted to first assess qualitative factors to determine whether a quantitative assessment of goodwill is necessary. The qualitative factors considered by the Company may include, but are not limited to, general economic conditions, the Company's outlook, market performance of the Company's industry and recent and forecasted financial performance. Further testing is only required if the entity determines, based on the qualitative assessment, that it is more likely than not that a reporting unit's fair value is less than its carrying amount. Otherwise, no further impairment testing is required. If a quantitative assessment is required, the Company determines the fair value of its reporting unit using a combination of the income and market approaches. If the net book value of the reporting unit exceeds its fair value, the Company recognizes a goodwill impairment charge for the reporting unit equal to the lesser of (i) the total goodwill allocated to that reporting unit and (ii) the amount by which that reporting unit's carrying amount exceeds its fair value.

Majelac Technologies LLC ("Majelac") was fully integrated into the Company after the acquisition. As a result, the Company operates as a single reporting unit. Accordingly, all of the goodwill is associated with the entire Company. The Company performed its annual goodwill impairment test during the fourth quarter of 2022 quantitatively evaluating its reporting unit. The Company determined the fair value of its reporting unit using a combination of the income and market approaches. The Company placed a 100% weighting on the market approach method, as the results of the income approach were not representative of the fair value of the Company. The determination of fair value using a market approach requires management to make significant assumptions related to the determination of an appropriate group of peer companies, and market revenue multiples from within the selected group of peer companies. As of October 1, 2022, the carrying value of the net asset of the Company's reporting unit exceeded its enterprise wide fair value and the Company recognized a goodwill impairment charge, fully impairing goodwill of \$9,483 on the consolidated statements of operations and comprehensive loss for the year ended December 31, 2022. No impairments were recorded for the years ended December 31, 2021 or 2020.



### ***Impairment of Long-Lived Assets***

The Company reviews its long-lived assets for impairment when the Company determines a triggering event has occurred. When a triggering event has occurred, each impairment test is based on a comparison of the future expected undiscounted cash flow to the recorded value of the asset. If the recorded value of the asset is less than the undiscounted cash flow, the asset is written down to its estimated fair value. No impairments were recorded for the years ended December 31, 2022, 2021 and 2020.

### ***Capitalized Software Development Costs***

The Company has considered costs of software to be sold, leased, or marketed. For the years ended December 31, 2022, 2021 and 2020, the Company had not yet achieved technical feasibility and therefore, all costs were expensed in research and development. With respect to costs of software developed for internal use, the Company determined that all costs for the years ended December 31, 2022, 2021 and 2020 were in the preliminary project stage and not eligible for capitalization and therefore expensed as incurred in research and development.

### ***Research and Development***

Research and development expenses primarily consist of personnel costs and benefits, stock-based compensation, lab supplies, consulting and professional services, fabrication services, facilities costs, software, and other outsourced expenses. Research and development expenses are expensed as incurred. All of our research and development expenses are related to developing new products and services.

### ***Selling, General and Administrative***

Selling, general and administrative expenses primarily consist of personnel costs and benefits, stock-based compensation, patent and filing fees, consulting and professional services, legal and accounting services, facilities costs, depreciation and amortization expense, insurance and office expenses, product advertising and marketing. Advertising costs are expensed as incurred. For the years ended December 31, 2022, 2021 and 2020, advertising expenses were \$7, \$0 and \$87, respectively.

### ***Net Loss per Share***

Basic net loss per share is computed by dividing the net loss by the weighted-average number of shares of common stock of the Company outstanding during the period, without consideration of potentially dilutive securities.

Diluted net loss per share is computed by dividing the net loss attributable to common stockholders by the weighted average number of common shares plus the common equivalent shares of the period, including any dilutive effect from such shares. The Company's diluted net loss per share is the same as basic net loss per share for all periods presented, since the effect of potentially dilutive securities is anti-dilutive. Refer to Note 11, "Net Loss Per Share" for further discussion.

### ***Convertible Preferred Stock***

The Company applied the guidance in ASC Topic 480-10-S99-3A, *SEC Staff Announcement: Classification and Measurement of Redeemable Securities*, and had therefore classified the Series A, Series B, Series C, Series D, and Series E Convertible Preferred Stock ("Convertible Preferred Stock") as mezzanine equity. The Convertible Preferred Stock was recorded outside of stockholders' equity (deficit) because the Convertible Preferred Stock included a redemption provision upon a change of control, which was deemed a liquidation event that was considered outside the Company's control. The Convertible Preferred Stock was recorded at their original issue price, net of issuance costs. The Company did not adjust the carrying values of the Convertible Preferred Stock to the liquidation price associated with a change of control because a change of control of the Company was not considered probable as of December 31, 2020. Subsequent adjustments to increase or decrease the carrying values to their respective liquidation prices were made when the change of control occurred in June 2021.

### ***Stock-Based Compensation***

The Company accounted for stock-based compensation to employees, non-employee directors and non-employees granted share-based payments for services in accordance with ASU 2018-07, Compensation—Stock Compensation (Topic 718). After the Business Combination, the Company estimates the fair value of stock option awards using the



Black-Scholes option pricing model on the date of the grant. Restricted stock unit awards (“RSUs”) are based on the closing price of the Company’s common stock on the date of the grant. Stock options granted to employees generally fully vest over four years and have a term of ten years. The fair value of awards with market conditions is primarily estimated using the Monte Carlo simulation method and expensed on a straight-line or graded accelerated basis over the requisite service period of the award. The Company accounts for all forfeitures when they occur.

The Company recognizes stock-based compensation expense for stock option grants with only service conditions on a straight-line basis over the requisite service period of the individual grants, which is generally the vesting period, based on the estimated grant date fair values. The Company recognizes stock-based compensation expense for stock option grants subject to non-financing event performance conditions on an accelerated basis as though each separate vesting portion of the award was, in substance, a separate award. Under this guidance, the existing employee guidance will now apply to non-employee share-based transactions. For nonemployee awards that had been issued prior to adoption of ASU 2018-07 and remained outstanding subsequent to adoption, the Company utilized the adoption date fair value of the nonemployee awards as a substitute for grant date fair value for future compensation expense recognition as permitted under the transition guidance. The Company recognizes the effect of forfeiture in compensation costs based on actual forfeitures when they occur.

Prior to the Business Combination, the fair value of the shares of common stock underlying stock options had historically been determined by the Board of Directors (the “Board”), with input from management and contemporaneous third-party valuations, as there was no public market for the common stock. Given the absence of a public trading market for the Company’s common stock, and in accordance with the American Institute of Certified Public Accountants Practice Aid, *Valuation of Privately Held Company Equity Securities Issued as Compensation*, the Board exercised reasonable judgment and considered numerous objective and subjective factors to determine the best estimate of the fair value of the Company’s common stock at each option grant date.

In valuing the Company’s common stock for 2020, the Board determined the value using the market approach-subject company transaction method. Under this method, the Company “solved for” the total equity value which allocates a probability-weighted present value to the Series E convertible preferred stockholders consistent with the investment amount of the financing round that was known at the respective valuation date.

Application of this approach involves the use of estimates, judgment and assumptions that are highly complex and subjective, such as market multiples, the selection of comparable companies and the probability of possible future events. Changes in any or all these estimates and assumptions or the relationships among those assumptions could have a material impact on the valuation of the Company’s common stock as of each valuation date.

### ***Income Taxes***

The Company utilizes the asset and liability method of accounting for income taxes, as set forth in ASC Topic 740, *Income Taxes*. Under this method, deferred tax assets and liabilities are recognized for the expected future tax consequences of temporary differences between the carrying amounts and the tax basis of assets and liabilities using the enacted statutory tax rates expected to apply to taxable income in the years in which those temporary differences are expected to be recovered or settled. A valuation allowance is established against net deferred tax assets if, based on the weight of available evidence, it is more likely than not that some or all of the net deferred tax assets will not be realized.

The Company accounts for uncertainty in income taxes recognized in the financial statements by applying a two-step process to determine the amount of tax benefit to be recognized. First, the tax position must be evaluated to determine the likelihood that it will be sustained upon external examination by the taxing authorities. If the tax position is deemed more-likely-than-not-to be sustained, the tax position is then assessed to determine the amount of benefit to recognize in the financial statements. The amount of the benefit that may be recognized is the largest amount that has a greater than 50% likelihood of being realized upon ultimate settlement. The provision for income taxes includes the effects of any resulting tax reserves, or unrecognized tax benefits, that are considered appropriate as well as the related net interest and penalties. As of December 31, 2022 and 2021, the Company had no uncertain tax positions.

### ***Warrant Liabilities***

The Company’s outstanding warrants include publicly traded warrants (the “Public Warrants”) which were issued as one-third of one redeemable warrant per unit issued during HighCape’s initial public offering on September 9, 2020, and warrants sold in a private placement (the “Private Warrants”) to HighCape’s sponsor, HighCape Capital

Acquisition LLC (the “Sponsor”). The Company evaluated its warrants under ASC 815-40, *Derivatives and Hedging-Contracts in Entity’s Own Equity* (“ASC 815-40”) and concluded that they do not meet the criteria to be classified in stockholders’ equity. Since the Public Warrants and Private Warrants meet the definition of a derivative under ASC 815-40, the Company recorded these warrants as long-term liabilities on the consolidated balance sheet at fair value upon the Closing of the Business Combination, with subsequent changes in their respective fair values recognized in the consolidated statements of operations and comprehensive loss at each reporting date.

### ***Recently Issued Accounting Pronouncements***

#### ***Accounting pronouncements issued but not yet adopted***

No new accounting pronouncement issued or effective during the year ended December 31, 2022 had, or is expected to have, a material impact on the Company’s consolidated financial statements.

### **3. BUSINESS COMBINATION**

As discussed in Note 1, “Organization and Description of Business,” on June 10, 2021, the Company consummated the Business Combination, with Legacy Quantum-Si surviving the Merger as a wholly owned subsidiary of the Company.

Pursuant to the Business Combination Agreement, at the effective time of the Merger (the “Effective Time”), each share of Legacy Quantum-Si capital stock (other than shares of Legacy Quantum-Si Series A preferred stock) that was issued and outstanding was automatically cancelled and extinguished and converted into the right to receive 0.7975 (the “Exchange Ratio”) shares of the Company’s Class A common stock, and each share of Legacy Quantum-Si Series A preferred stock that was issued and outstanding was automatically cancelled and extinguished and converted into the right to receive the number of shares of the Company’s Class B common stock equal to the Exchange Ratio.

The total number of shares of the Company’s Class A common stock outstanding immediately following the Closing was 116,463,160, and the total number of the Company’s Class B common stock outstanding immediately following the Closing was 19,937,500.

In connection with the Business Combination, certain institutional investors purchased from the Company an aggregate of 42,500,000 shares of the Company’s Class A common stock for a purchase price of \$10.00 per share and an aggregate purchase price of \$425,001 pursuant to separate subscription agreements entered into effective as of February 18, 2021. In addition, pursuant to subscription agreements entered into effective as of February 18, 2021, certain affiliates of Foresite Capital Management, LLC purchased an aggregate of 696,250 shares of the Company’s Class A common stock at a purchase price of \$0.001 per share for aggregate purchase price of \$1 after a corresponding number of shares of the Company’s Class A common stock was irrevocably forfeited by the Sponsor to HighCape for no consideration and automatically cancelled.

The Business Combination was accounted for as a reverse recapitalization in accordance with U.S. GAAP primarily due to the fact that Legacy Quantum-Si stockholders continued to control the Company following the Closing of the Business Combination. Under this method of accounting, HighCape was treated as the “acquired” company for accounting purposes and the Business Combination was treated as the equivalent of Legacy Quantum-Si issuing stock for the net assets of HighCape, accompanied by a recapitalization. The net assets of HighCape were stated at historical cost, with no goodwill or other intangible assets recorded. Reported shares and earnings per share available to holders of the Company’s capital stock and equity awards prior to the Business Combination were retroactively restated reflecting the Exchange Ratio.

Upon the Closing, the Company’s certificate of incorporation was amended and restated to, among other things, adopt a dual class structure, comprised of the Company’s Class A common stock, which is entitled to one vote per share, and the Company’s Class B common stock, which is entitled to 20 votes per share. The Company’s Class B common stock has the same economic terms as the Company’s Class A common stock, but is subject to a “sunset” provision if Jonathan M. Rothberg, Ph.D., the founder of Legacy Quantum-Si and Chairman of the Company (“Dr. Rothberg”), and other permitted holders of the Company’s Class B common stock collectively cease to beneficially own at least twenty percent (20%) of the number of shares of the Company’s Class B common stock (as such number of shares is equitably adjusted in respect of any reclassification, stock dividend, subdivision, combination or recapitalization of the Company’s Class B common stock) collectively held by Dr. Rothberg and permitted transferees of the Company’s Class B common stock as of the Effective Time.

#### 4. ACQUISITION

##### Majelac Technologies LLC

Pursuant to the terms and conditions of an Asset Purchase Agreement by and among the Company, Majelac, and certain other parties, on November 5, 2021 (the “Majelac Closing Date”), the Company acquired certain assets and assumed certain liabilities of Majelac, a privately-owned company providing semiconductor chip assembly and packaging capabilities located in Pennsylvania, for \$4,632 in cash including \$132 in reimbursement for certain recently purchased equipment, and 535,715 shares of Class A common stock, valued at \$4,232, issued to Majelac subject to certain restrictions. An additional 59,523 shares of Class A common stock initially valued at \$471 were issued to Majelac 12 months after the Majelac Closing Date on November 7, 2022. The Company also assumed the legal fees of Majelac of \$50. Additional purchase price consideration of \$500 in cash was to be paid six months after the Majelac Closing Date less any amount that could be required by the buyer indemnitees to satisfy any unresolved claims for indemnification, if any. The Company agreed to pay additional milestone-based consideration of up to \$800, which was fair valued at \$531. On May 4, 2022, the Company paid Majelac \$900 in cash, which consisted of \$500 for the additional purchase price consideration and \$400 (fair value of \$348 at the Majelac Closing Date) for the first of two milestones that was met.

The acquisition brought semiconductor chip assembly and packaging capabilities in-house to secure the Company’s supply chain and support its commercialization efforts. Prior to the acquisition, Majelac was a vendor of the Company.

The following table summarizes the final purchase price allocation at the Majelac Closing Date as follows:

|   | <u>Purchase Price<br/>Allocation</u> |
|---|--------------------------------------|
| Prepaid expenses and other current assets . . . . . | \$ 27                                |
| Property and equipment, net . . . . .               | 906                                  |
| Goodwill . . . . .                                  | <u>9,483</u>                         |
| <b>Total . . . . .</b>                              | <b><u>\$10,416</u></b>               |

Goodwill represents the excess of the consideration transferred over the aggregate fair values of assets acquired and liabilities assumed. The goodwill recorded in connection with this acquisition was based on operating synergies and other benefits expected to result from the combined operations. The goodwill acquired is amortizable for tax purposes over a period of 15 years. During the fourth quarter ended December 31, 2022, the Company concluded the goodwill from the Majelac acquisition was fully impaired and recorded a charge of \$9,483 on the consolidated statements of operations and comprehensive loss.

Acquisition-related costs recognized during the years ended December 31, 2022 and 2021 including transaction costs such as legal, accounting, valuation and other professional services, were \$26 and \$106, respectively, and are included in Selling, general and administrative on the consolidated statements of operations and comprehensive loss.

#### 5. FAIR VALUE OF FINANCIAL INSTRUMENTS

Fair value estimates of financial instruments are made at a specific point in time, based on relevant information about financial markets and specific financial instruments. As these estimates are subjective in nature, involving uncertainties and matters of significant judgment, they cannot be determined with precision. Changes in assumptions can significantly affect estimated fair value.

The Company measures fair value as the price that would be received to sell an asset or paid to transfer a liability (an exit price) in an orderly transaction between market participants at the reporting date. The Company utilizes a three-tier hierarchy, which prioritizes the inputs used in the valuation methodologies in measuring fair value:

- **Level 1-** Valuations based on quoted prices in active markets for identical assets or liabilities that an entity has the ability to access.
- **Level 2-** Valuations based on quoted prices for similar assets or liabilities, quoted prices for identical assets or liabilities in markets that are not active, or other inputs that are observable or can be corroborated by observable data for substantially the full term of the assets or liabilities.
- **Level 3-** Valuations based on inputs that are supported by little or no market activity and that are significant to the fair value of the assets or liabilities.

The carrying value of cash and cash equivalents, accounts payable and accrued expenses and other current liabilities approximates their fair values due to the short-term or on demand nature of these instruments. Fixed income mutual funds were valued using quoted market prices and accordingly were classified as Level 1. There were no transfers between fair value measurement levels during the years ended December 31, 2022 and 2021.

The Company accounted for the warrants as liabilities in accordance with ASC 815-40 and are presented as Warrant liabilities on the consolidated balance sheets. The warrant liabilities are measured at fair value at inception and on a recurring basis, with changes in fair value presented as Change in fair value of warrant liabilities in the consolidated statements of operations and comprehensive loss.

The Public Warrants and Private Warrants were carried at fair value as of December 31, 2022 and 2021. The Public Warrants were valued using Level 1 inputs as they are traded in an active market. The Private Warrants were valued using a binomial lattice model, which results in a Level 3 fair value measurement. The primary unobservable input utilized in determining the fair value of the Private Warrants was the expected volatility of the Company's Class A common stock. The expected volatility was based on consideration of the implied volatility from the Company's own public warrant pricing and on the historical volatility observed at guideline public companies. As of December 31, 2022, the significant assumptions used in preparing the binomial lattice model for valuing the Private Warrants liability include (i) volatility of 75.1%, (ii) risk-free interest rate of 4.10%, (iii) strike price of \$11.50, (iv) fair value of common stock of \$1.83, and (v) expected life of 3.4 years. As of December 31, 2021, the significant assumptions used in preparing the binomial lattice model for valuing the Private Warrants liability include (i) volatility of 51.4%, (ii) risk-free interest rate of 1.18%, (iii) strike price of \$11.50, (iv) fair value of common stock of \$7.87, and (v) expected life of 4.4 years.

The following table summarizes the Company's assets and liabilities that are measured at fair value on a recurring basis, by level, within the fair value hierarchy:

|   | <u>Total</u>            | <u>Fair Value Measurement Level</u> |                   |                     |
|---|-------------------------|-------------------------------------|-------------------|---------------------|
|   |                         | <u>Level 1</u>                      | <u>Level 2</u>    | <u>Level 3</u>      |
| <b>December 31, 2022:</b>   |                         |                                     |                   |                     |
| Assets:   |                         |                                     |                   |                     |
| Cash and cash equivalents - Money Market . . . . .                    | \$ 83,079               | \$ 83,079                           | \$—               | \$—                 |
| Marketable securities . . . . .                                       | 266,990                 | 266,990                             | —                 | —                   |
| <b>Total assets at fair value on a recurring basis . . . . .</b>      | <b><u>\$350,069</u></b> | <b><u>\$350,069</u></b>             | <b><u>\$—</u></b> | <b><u>\$—</u></b>   |
| Liabilities:  |                         |                                     |                   |                     |
| Public Warrants . . . . .   | \$ 958                  | \$ 958                              | \$—               | \$—                 |
| Private Warrants . . . . .  | 38                      | —                                   | —                 | 38                  |
| <b>Total liabilities at fair value on a recurring basis . . . . .</b> | <b><u>\$ 996</u></b>    | <b><u>\$ 958</u></b>                | <b><u>\$—</u></b> | <b><u>\$38</u></b>  |
| <br>  |                         |                                     |                   |                     |
|   | <u>Total</u>            | <u>Fair Value Measurement Level</u> |                   |                     |
|   |                         | <u>Level 1</u>                      | <u>Level 2</u>    | <u>Level 3</u>      |
| <b>December 31, 2021:</b>   |                         |                                     |                   |                     |
| Assets:   |                         |                                     |                   |                     |
| Cash and cash equivalents - Money Market . . . . .                    | \$ 33,965               | \$ 33,965                           | \$—               | \$—                 |
| Marketable securities . . . . .                                       | 435,519                 | 435,519                             | —                 | —                   |
| <b>Total assets at fair value on a recurring basis . . . . .</b>      | <b><u>\$469,484</u></b> | <b><u>\$469,484</u></b>             | <b><u>\$—</u></b> | <b><u>\$—</u></b>   |
| Liabilities:  |                         |                                     |                   |                     |
| Public Warrants . . . . .   | \$ 6,900                | \$ 6,900                            | \$—               | \$—                 |
| Private Warrants . . . . .  | 339                     | —                                   | —                 | 339                 |
| <b>Total liabilities at fair value on a recurring basis . . . . .</b> | <b><u>\$ 7,239</u></b>  | <b><u>\$ 6,900</u></b>              | <b><u>\$—</u></b> | <b><u>\$339</u></b> |

## 6. PROPERTY AND EQUIPMENT, NET

Property and equipment, net, are recorded at historical cost and consist of the following:

|   | <u>December 31,</u><br><u>2022</u> | <u>December 31,</u><br><u>2021</u> |
|---|------------------------------------|------------------------------------|
| Laboratory and production equipment .....             | \$14,031                           | \$ 7,465                           |
| Computer equipment .....                              | 1,073                              | 637                                |
| Software .....  | 188                                | 156                                |
| Furniture and fixtures .....                          | 218                                | 125                                |
| Leasehold improvements .....                          | 1,308                              | 790                                |
| Construction in process .....                         | <u>6,234</u>                       | <u>3,610</u>                       |
| Property and equipment, gross .....                   | 23,052                             | 12,783                             |
| Less: Accumulated depreciation and amortization ..... | <u>(6,203)</u>                     | <u>(3,875)</u>                     |
| <b>Property and equipment, net .....</b>              | <b><u>\$16,849</u></b>             | <b><u>\$ 8,908</u></b>             |

Depreciation and amortization expense amounted to \$2,584, \$1,041 and \$894 for the years ended December 31, 2022, 2021 and 2020, respectively. The Company had losses on disposals of \$91 relating to property and equipment of \$347 with accumulated depreciation and amortization of \$256 for the year ended December 31, 2022. The Company had losses on disposals of \$70 relating to property and equipment of \$468 with accumulated depreciation and amortization of \$398 for the year ended December 31, 2021. The losses on disposals were not material for the year ended December 31, 2020.

## 7. ACCRUED EXPENSES AND OTHER CURRENT LIABILITIES

Accrued expenses and other current liabilities consist of the following:

|   | <u>December 31,</u><br><u>2022</u> | <u>December 31,</u><br><u>2021</u> |
|---|------------------------------------|------------------------------------|
| Employee compensation and benefits .....                          | \$ 5,548                           | \$2,680                            |
| Contracted services .....   | 3,616                              | 2,606                              |
| Business acquisition costs and contingencies .....                | 343                                | 1,331                              |
| Legal fees .....  | 839                                | 636                                |
| Other .....   | <u>88</u>                          | <u>23</u>                          |
| <b>Total accrued expenses and other current liabilities .....</b> | <b><u>\$10,434</u></b>             | <b><u>\$7,276</u></b>              |

## 8. LEASES

The Company has commitments under lease arrangements for office and manufacturing space and office equipment. The Company's leases have initial lease terms ranging from one year to 10 years. These leases include options to extend or renew the leases for an additional period of one to 10 years.

Operating leases are accounted for on the consolidated balance sheets with ROU assets being recognized in "Operating lease right-of-use assets" and lease liabilities recognized in "Short-term operating lease liabilities" and "Operating lease liabilities". Lease-related costs are included in Research and development and Selling, general and administrative in the consolidated statements of operations and comprehensive loss.

Lease-related costs for the years ended December 31, 2022 and 2021 are as follows:

|                               | <u>Years Ended December 31,</u> |                       |
|-------------------------------|---------------------------------|-----------------------|
|                               | <u>2022</u>                     | <u>2021</u>           |
| Operating lease cost .....    | \$3,182                         | \$ 630                |
| Short-term lease cost .....   | 445                             | 524                   |
| Variable lease cost .....     | <u>1,370</u>                    | <u>63</u>             |
| <b>Total lease cost .....</b> | <b><u>\$4,997</u></b>           | <b><u>\$1,217</u></b> |

Other information related to operating leases as of December 31, 2022 and 2021 is as follows:

|   | <u>December 31,</u><br><u>2022</u> | <u>December 31,</u><br><u>2021</u> |
|---|------------------------------------|------------------------------------|
| Weighted-average remaining lease term (years) . . . . . | 7.3                                | 5.9                                |
| Weighted-average discount rate . . . . .                | 7.9%                               | 7.0%                               |

The following table provides certain cash flow and supplemental cash flow information related to the Company's lease liabilities for the years ended December 31, 2022 and 2021:

|   | <u>Years Ended December 31,</u> |             |
|---|---------------------------------|-------------|
|   | <u>2022</u>                     | <u>2021</u> |
| Operating cash paid to settle operating lease liabilities. . . . .      | \$ 2,390                        | \$ 293      |
| Right-of-use assets obtained in exchange for lease liabilities. . . . . | \$10,033                        | \$7,388     |

Future minimum lease payments under non-cancellable leases as of December 31, 2022 are as follows:

|   | <u>Operating Leases</u> |
|---|-------------------------|
| 2023 . . . . .                                  | \$ 4,284                |
| 2024 . . . . .                                  | 4,394                   |
| 2025 . . . . .                                  | 4,507                   |
| 2026 . . . . .                                  | 4,590                   |
| 2027 . . . . .                                  | 4,554                   |
| Thereafter . . . . .                            | <u>12,811</u>           |
| Total undiscounted lease payments . . . . .     | \$35,140                |
| Less: Imputed interest . . . . .                | 8,590                   |
| Less: Lease incentives <sup>(1)</sup> . . . . . | <u>9,104</u>            |
| Total lease liabilities . . . . .               | <u>\$17,446</u>         |

(1) Includes lease incentives that may be realized in 2023 for the costs of leasehold improvements.

Rent expense under ASC 840 was \$483 for the year ended December 31, 2020.

In December 2021, the Company signed a 10-year lease for approximately 67,000 square feet of space located at 115 Munson Street in New Haven, Connecticut ("New Haven"). The lease commenced on January 8, 2022 with rent payments beginning on July 7, 2022. Under the lease, the landlord agreed to reimburse the Company for up to \$9,104 in improvements to the space, to be used for such improvements as the Company deems "necessary or desirable". On September 13, 2022, the Company filed a lawsuit against the landlord, alleging that the landlord has: (i) refused to reimburse the Company for costs related to improvements already incurred and submitted; (ii) delayed the Company's completion of improvements, in order to avoid reimbursing the costs of those improvements; and (iii) improperly rejected the Company's proposed improvement plans.

The Company accounted for the \$9,104 of lease incentives as an offset to the lease liability recorded at the inception of the lease. The Company has also incurred and recognized leasehold improvements of approximately \$1,100 related to reimbursable construction costs included in construction in progress within property and equipment, net on the consolidated balance sheets as of December 31, 2022. Based on the current status of the litigation, the Company cannot determine the likely outcome or estimate the impact on such carrying values.

## 9. STOCKHOLDERS' EQUITY (DEFICIT)

### *Class A Common stock*

As of December 31, 2022 and 2021, the Company had authorized 600,000,000 shares of Class A common stock at \$0.0001 par value per share, of which a total of 120,006,757 and 118,025,410 shares were outstanding, respectively.



### *Voting Rights*

Holders of Class A common stock will be entitled to cast one vote per Class A share. Generally, holders of all classes of common stock vote together as a single class, and an action is approved by stockholders if a majority of votes cast affirmatively or negatively on the action are cast in favor of the action, while directors are elected by a plurality of the votes cast. Holders of Class A common stock will not be entitled to cumulate their votes in the election of directors.

### *Dividend Rights*

With limited exceptions in the case of certain stock dividends or disparate dividends approved by the affirmative vote of the holders of a majority of the Class A common stock and Class B common stock, each voting separately as a class, holders of Class A common stock will share ratably (based on the number of shares of Class A common stock held), together with each holder of Class B common stock, if and when any dividend is declared by the Board out of funds legally available therefore, subject to restrictions, whether statutory or contractual (including with respect to any outstanding indebtedness), on the declaration and payment of dividends and to any restrictions on the payment of dividends imposed by the terms of any outstanding preferred stock or any class or series of stock having a preference over, or the right to participate with, the Class A common stock with respect to the payment of dividends.

### ***Class B Common stock***

As of December 31, 2022 and 2021, the Company had authorized 27,000,000 shares of Class B common stock at \$0.0001 par value per share, of which a total of 19,937,500 shares were outstanding for both years.

### *Voting Rights*

Holders of Class B common stock will be entitled to cast 20 votes per share of Class B common stock. Generally, holders of all classes of common stock vote together as a single class, and an action is approved by stockholders if a majority of votes cast affirmatively or negatively on the action are cast in favor of the action, while directors are elected by a plurality of the votes cast. Holders of Class B common stock will not be entitled to cumulate their votes in the election of directors.

### *Dividend Rights*

With limited exceptions in the case of certain stock dividends or disparate dividends approved by the affirmative vote of the holders of a majority of the Class A common stock and Class B common stock, each voting separately as a class, holders of Class B common stock will share ratably (based on the number of shares of Class B common stock held), together with each holder of Class A common stock, if and when any dividend is declared by the Board out of funds legally available therefor, subject to restrictions, whether statutory or contractual (including with respect to any outstanding indebtedness), on the declaration and payment of dividends and to any restrictions on the payment of dividends imposed by the terms of any outstanding preferred stock or any class or series of stock having a preference over, or the right to participate with, the Class B common stock with respect to the payment of dividends.

### ***Preferred Stock***

As of December 31, 2022 and 2021, the Company had authorized 1,000,000 shares of preferred stock at \$0.0001 par value per share, of which a total of 0 shares were outstanding for both years.

Preferred stock may be issued from time to time in one or more series. Any shares of preferred stock which may be redeemed, purchased or acquired by the Company may be reissued except as otherwise provided by law.

## **10. EQUITY INCENTIVE PLAN**

The Company's 2013 Employee, Director and Consultant Equity Incentive Plan, as amended on March 12, 2021 (the "2013 Plan"), was originally adopted by its Board of Directors and stockholders in September 2013. In connection with the Closing of the Business Combination, the Company adjusted the equity awards as described in Note 3 "Business Combination". The adjustments to the awards did not result in incremental expense as the equitable adjustments were made pursuant to a preexisting nondiscretionary antidilution provision in the 2013 Plan, and the fair-value, vesting conditions, and classification are the same immediately before and after the modification. In connection with the Business Combination, HighCape's stockholders approved and adopted the Quantum-Si

Incorporated 2021 Equity Incentive Plan (the “2021 Plan”) and the Company no longer makes issuances under the 2013 Plan. The 2021 Plan provides for grants of stock options, stock appreciation rights, restricted stock, restricted stock units, and other stock or cash-based awards. Directors, officers and other employees of the Company and its subsidiaries, as well as others performing consulting or advisory services for the Company, are eligible for grants under the 2021 Plan. As of December 31, 2022 and 2021, there were 9,133,702 and 11,891,127 shares, respectively, available for issuance under the 2021 Plan.

On November 9, 2022, the Company granted its Chief Executive Officer two grants of 1,390,000 each for a total of 2,780,000 performance-based stock options to purchase shares of Class A common stock. These awards are inducement awards pursuant to Nasdaq Rule 5635(c)(4) and the stock options were not granted pursuant to the 2013 Plan or the 2021 Plan. There are no other shares available for issuance associated with these inducement awards.

### *Stock option activity*

During the year ended December 31, 2022, the Company granted 14,271,330 stock option awards to participants with vesting subject to the participant’s continued employment with the Company through the applicable vesting date, which included 2,000,000 and 6,950,000 stock options granted to the President and Chief Operating Officer and Chief Executive Officer of the Company, respectively, subject to service and/or market conditions. The 6,950,000 stock options granted to the Chief Executive Officer include 4,170,000 stock options issued from the 2021 Plan and 2,780,000 stock options which are inducement awards as described above. The service conditions require the participant’s continued employment with the Company through the applicable vesting date. The market conditions require that the Company’s Class A common stock trades above a specified level for a defined period of time. The fair value of awards with market conditions is estimated using the Monte Carlo simulation method.

During the year ended December 31, 2021, the Company granted 3,514,510 option awards subject to service and/or performance conditions. The service condition requires the participant’s continued employment with the Company through the applicable vesting date, and the performance condition requires the consummation of a contemplated business combination defined in the option award agreement. For options with performance conditions, stock-based compensation expense is only recognized if the performance conditions become probable to be satisfied. As the performance condition was a business combination, the performance condition would only become probable once a business combination was consummated. Accordingly, the Company recorded stock-based compensation expense of \$3,080 for options awards for the year ended December 31, 2021 as the Business Combination was consummated during this time period.

During the years ended December 31, 2020 and 2019, the Company granted 59,811 and 478,498 option awards subject to certain performance conditions, respectively. The performance conditions required the Company to announce at the Advances in Genome Biology and Technology conference (“AGBT”) and commence commercial sales during the year ended December 31, 2020. For options with performance conditions, stock-based compensation expense is only recognized if the performance conditions become probable to be satisfied. Upon becoming probable, the Company recognizes compensation expense equal to the grant date fair value of the option awards over the associated service period. If there are changes in the number of option awards that are expected to vest due to changes in the probability of certain performance conditions being satisfied, an adjustment to stock-based compensation expense will be recognized as a change in accounting estimate in the period that such probability changes. The Company accrued \$295 of stock compensation expense during the year ended December 31, 2019 as it believed it was probable the performance conditions would be met. This stock compensation expense was then subsequently reversed during the year ended December 31, 2020 as the performance conditions were determined to be improbable to be met. All of the performance-based awards granted during the years ended December 31, 2020 and 2019 were cancelled on December 31, 2020.

In addition to the awards discussed in the aforementioned paragraph, during the year ended December 31, 2019 the Company granted approximately 205,000 option awards subject to a single performance-based condition, the completion of a financing event as defined in the option award agreement. The achievement of the performance condition was not deemed satisfied for the years ended December 31, 2020 and 2019, as the completion of a financing event was not deemed probable until consummated. Thus, the Company did not record stock-based compensation expense with regards to these option awards. For the year ended December 31, 2021, the Company recorded stock-based compensation expense of \$463 for these option awards as the Business Combination was consummated during this time period and the performance-based condition was met.

Stock-based compensation related to stock options for the years ended December 31, 2022, 2021 and 2020 was \$7,278, \$6,059 and \$1,924, respectively.

A summary of the stock option activity is presented in the table below:

|  | Number of<br>Options | Weighted<br>Average<br>Exercise<br>Price | Weighted Average<br>Remaining<br>Contractual Term<br>(Years) | Aggregate<br>Intrinsic Value |
|--|----------------------|--|--|------------------------------|
| Outstanding at December 31, 2021 . . . . .                 | 7,726,972            | \$5.14                                   | 7.58   | \$24,511                     |
| Granted . . . . .  | 14,271,330           | 3.04                                     |  |                              |
| Exercised . . . . .  | (1,123,249)          | 2.45                                     |  |                              |
| Forfeited . . . . .  | (1,447,298)          | 5.43                                     |  |                              |
| Outstanding at December 31, 2022 . . . . .                 | <u>19,427,755</u>    | <u>\$3.69</u>                            | 8.68   | \$ 378                       |
| Options exercisable at December 31, 2022 . . . . .         | <u>4,699,029</u>     | <u>\$3.95</u>                            | 6.26   | \$ 333                       |
| Vested and expected to vest at December 31, 2022 . . . . . | <u>16,930,158</u>    | <u>\$3.70</u>                            | 8.57   | \$ 370                       |

The Company received cash proceeds from the exercise of stock options of \$2,757, \$5,618 and \$63 during the years ended December 31, 2022, 2021 and 2020, respectively. The total intrinsic value (the amount by which the stock price exceeds the exercise price of the option on the date of exercise) of the stock options exercised during the years ended December 31, 2022, 2021 and 2020, was \$1,903, \$17,206 and \$323, respectively. The weighted-average grant date fair value of options granted during the years ended December 31, 2022, 2021 and 2020, was \$1.51, \$5.25 and \$1.43, respectively.

In accordance with ASC Topic 718, the Company estimates and records the compensation cost associated with the grants described above with an offsetting entry to paid-in capital. The Company utilized the Black-Scholes option pricing model for determining the estimated fair value for service or performance-based stock-based awards. The Black-Scholes option pricing model requires the use of subjective assumptions which determine the fair value of stock-based awards. The assumptions used to value option grants to employees and nonemployees for the years ended December 31, 2022, 2021 and 2020 were as follows:

|                                   | 2022                  | 2021                  | 2020                  |
|-----------------------------------|-----------------------|-----------------------|-----------------------|
| Risk-free interest rate . . . . . | 1.7% – 4.2%           | 0.9% – 1.4%           | 0.3% – 0.6%           |
| Expected dividend yield . . . . . | 0%                    | 0%                    | 0%                    |
| Expected term . . . . .           | 5.5 years – 6.4 years | 5.5 years – 6.3 years | 5.0 years – 6.0 years |
| Expected volatility . . . . .     | 58% - 64%             | 54% - 70%             | 70%                   |

***Risk-free interest rate***

The risk-free interest rate for periods within the expected term of the awards is based on the U.S. Treasury yield curve in effect at the time of the grant.

***Expected dividend yield***

We have never declared or paid any cash dividends and do not expect to pay any cash dividends in the foreseeable future.

***Expected term***

For awards, we calculate the expected term using the “simplified” method, which is the simple average of the vesting period and the contractual term.

***Expected volatility***

We determined expected annual equity volatility to be 70% based on the historical volatility of guideline public companies for the year ended December 31, 2020 and from January to June 10, 2021. After June 10, 2021, the volatility is calculated by a third-party professional services firm and reviewed by the Company.

### *Exercise price*

The exercise price is taken directly from the grant notice issued to employees and nonemployees.

### *Restricted stock unit activity*

During the year ended December 31, 2022, the Company granted 66,666 restricted stock unit (“RSU”) awards. On February 8, 2022, John Stark, the Company’s former Chief Executive Officer and member of its board of directors, stepped down from all of his positions with the Company. As a result of Mr. Stark not meeting the service conditions of certain awards previously granted to him, 1,731,371 RSU awards were forfeited, resulting in a reversal of stock-based compensation for the year ended December 31, 2022 of \$4,742.

During the year ended December 31, 2021, the Company granted 4,861,315 RSU awards subject to service, performance and/or market conditions. These awards include 1,703,460 and 170,346 RSU awards to the Company’s former Chief Executive Officer and General Counsel, respectively, subject to service and performance conditions, 1,800,000 RSU awards to the Interim Chief Executive Officer and Executive Chairman of the Company and two members of the board of directors subject to service and/or performance conditions, and 453,777 RSU awards to the Company’s former Chief Executive Officer subject to service, market and performance conditions. The service condition requires the participant’s continued employment with the Company through the applicable vesting date, and the performance condition requires the consummation of a contemplated business combination or financing transaction defined in the award agreement. The market condition requires that the Company’s Class A common stock subsequent to a business combination trades above a specified level for a defined period of time, or that a subsequent financing transaction meets defined pricing thresholds and that the Company’s common stock subsequent to a business combination trades above a specified level for a defined period of time. For RSU awards with performance conditions, stock-based compensation expense is only recognized if the performance conditions become probable to be satisfied. As the performance condition is a business combination or financing transaction, the performance condition would only become probable once a business combination or financing transaction was consummated. Accordingly, the Company recorded stock-based compensation expense of \$18,587 for the year ended December 31, 2021 related to these RSU awards as the Business Combination was consummated during this time period.

Stock-based compensation related to RSU awards for the years ended December 31, 2022 and 2021 was \$3,928 and \$18,859, respectively. The Company did not issue RSU awards in 2020.

A summary of the RSU activity is presented in the table below:

|  | <u>Number<br/>of Shares<br/>Underlying RSUs</u> | <u>Weighted Average<br/>Grant-Date<br/>Fair Value</u> |
|--|---|---|
| Outstanding non-vested RSUs at December 31, 2021 ..... | 4,586,972                                       | \$8.00  |
| Granted .....  | 66,666  | 3.00  |
| Vested .....   | (798,575)                                       | 8.24  |
| Forfeited .....  | (1,836,614)                                     | 7.26  |
| Outstanding non-vested RSUs at December 31, 2022 ..... | <u>2,018,449</u>                                | <u>\$8.41</u>   |

The Company’s stock-based compensation is allocated to the following operating expense categories as follows:

|   | <u>Years Ended December 31,</u> |                        |                       |
|---|---------------------------------|------------------------|-----------------------|
|   | <u>2022</u>                     | <u>2021</u>            | <u>2020</u>           |
| Research and development .....              | \$ 4,548                        | \$ 5,718               | \$1,290               |
| Selling, general and administrative .....   | 6,658                           | 19,200                 | 634                   |
| <b>Total stock-based compensation</b> ..... | <u><b>\$11,206</b></u>          | <u><b>\$24,918</b></u> | <u><b>\$1,924</b></u> |

No related tax benefits of the stock-based compensation expense have been recognized and no related tax benefits have been realized from the exercise of stock options due to the Company’s net operating loss carryforwards.

Total unrecognized stock-based compensation as of December 31, 2022 and 2021 was \$26,387 and \$34,058, which will be recognized over the remaining weighted average vesting period of 3.1 and 2.1 years, respectively.

## 11. NET LOSS PER SHARE

Basic net loss per share is computed by dividing the net loss by the weighted-average number of shares of common stock of the Company outstanding during the period. Diluted net loss per share is computed by giving effect to all common share equivalents of the Company, including those presented in the table below, to the extent dilutive. Basic and diluted net loss per share was the same for each period presented as the inclusion of all common share equivalents would have been anti-dilutive.

The following table presents the calculation of basic and diluted net loss per share for the Company's common stock:

|   | Years Ended December 31, |                    |                    |
|---|--------------------------|--------------------|--------------------|
|   | 2022                     | 2021               | 2020               |
| <b>Numerator</b>  |                          |                    |                    |
| Net loss . . . . .  | \$ (132,442)             | \$ (94,989)        | \$ (36,613)        |
| <b>Numerator for basic and diluted EPS - loss attributable to common stockholders . . . . .</b> | <b>\$ (132,442)</b>      | <b>\$ (94,989)</b> | <b>\$ (36,613)</b> |
| <b>Denominator</b>  |                          |                    |                    |
| Common stock . . . . .  | 139,255,131              | 79,578,540         | 5,355,463          |
| <b>Denominator for basic and diluted EPS - weighted-average common stock . . . . .</b>          | <b>139,255,131</b>       | <b>79,578,540</b>  | <b>5,355,463</b>   |
| <b>Basic and diluted net loss per share . . . . .</b>   | <b>\$ (0.95)</b>         | <b>\$ (1.19)</b>   | <b>\$ (6.84)</b>   |

Since the Company was in a net loss position for all periods presented, the basic net loss per share calculation excludes preferred stock as it did not participate in net losses of the Company. Additionally, net loss per share attributable to Class A and Class B common stockholders was the same on a basic and diluted basis, as the inclusion of all potential common equivalent shares outstanding would have been anti-dilutive. Anti-dilutive common equivalent shares were as follows:

|  | Years Ended December 31, |                   |                   |
|--|--------------------------|-------------------|-------------------|
|  | 2022                     | 2021              | 2020              |
| Outstanding options to purchase common stock . . . . .             | 19,427,755               | 7,726,972         | 7,369,541         |
| Outstanding restricted stock units . . . . .                       | 2,018,449                | 4,586,972         | —                 |
| Outstanding warrants . . . . .                                     | 3,968,319                | 3,968,319         | —                 |
| Outstanding convertible preferred stock (Series A through E) . . . | —                        | —                 | 90,789,268        |
|  | <b>25,414,523</b>        | <b>16,282,263</b> | <b>98,158,809</b> |

## 12. WARRANT LIABILITIES

### *Public Warrants*

As of December 31, 2022 and 2021, there were an aggregate of 3,833,319 outstanding Public Warrants, respectively, which entitle the holder to acquire Class A common stock. Each whole warrant entitles the registered holder to purchase one share of Class A common stock at an exercise price of \$11.50 per share, subject to adjustment as discussed below, beginning on September 9, 2021. The warrants will expire on June 10, 2026 or earlier upon redemption or liquidation.

### *Redemptions*

At any time while the warrants are exercisable, the Company may redeem not less than all of the outstanding Public Warrants:

- in whole and not in part;
- at a price of \$0.01 per warrant;
- upon not less than 30 days' prior written notice of redemption (the "30-day redemption period") to each warrant holder; and
- if, and only if, the closing price of the Company's common stock equals or exceeds \$18.00 per share (as adjusted for stock splits, stock capitalizations, reorganizations, recapitalizations and the like) for any 20 trading days within a 30-trading day period ending three business days before the Company sends the notice of redemption to the warrant holders.

If the foregoing conditions are satisfied and the Company issues a notice of redemption of the Public Warrants at \$0.01 per warrant, each holder of Public Warrants will be entitled to exercise his, her or its Public Warrants prior to the scheduled redemption date.

If the Company calls the Public Warrants for redemption for \$0.01 as described above, the Company's Board of Directors may elect to require any holder that wishes to exercise his, her or its Public Warrants to do so on a "cashless basis." If the Company's Board of Directors makes such election, all holders of Public Warrants would pay the exercise price by surrendering their warrants for that number of shares of Class A common stock equal to the quotient obtained by dividing (x) the product of the number of shares of Class A common stock underlying the warrants, multiplied by the excess of the "fair market value" over the exercise price of the warrants by (y) the "fair market value". For purposes of the redemption provisions of the warrants, the "fair market value" means the average last reported sale price of the Class A common stock for the 10 trading days ending on the third trading day prior to the date on which the notice of redemption is sent to the holders of warrants.

The Company evaluated the Public Warrants under ASC 815-40, in conjunction with the SEC Division of Corporation Finance's April 12, 2021 Public Statement, *Staff Statement on Accounting and Reporting Considerations for Warrants Issued by Special Purpose Acquisition Companies ("SPACs")* (the "SEC Statement"), and concluded that they do not meet the criteria to be classified in stockholders' equity. Specifically, the exercise of the warrants may be settled in cash upon the occurrence of a tender offer or exchange offer in which the maker of the tender offer or exchange offer, upon completion of the tender offer or exchange offer, beneficially owns more than 50% of the outstanding shares of the Company's Class A common stock, even if it would not result in a change of control of the Company. This provision would preclude the warrants from being classified in equity and thus the warrants should be classified as a liability.

### *Private Warrants*

As of December 31, 2022 and 2021, there were 135,000 Private Warrants outstanding, respectively. The Private Warrants are identical to the Public Warrants, except that so long as they are held by the Sponsor or any of its permitted transferees, (i) the Private Warrants and the shares of Class A common stock issuable upon the exercise of the Private Warrants were not transferable, assignable or saleable until 30 days after the completion of the Business Combination, (ii) the Private Warrants will be exercisable for cash or on a cashless basis, at the holder's option, and (iii) the Private Warrants are not subject to the Company's redemption option at the price of \$0.01 per warrant. The Private Warrants are subject to the Company's redemption option at the price of \$0.01 per warrant, provided that the other conditions of such redemption are met, as described above. If the Private Warrants are held by a holder other than the Sponsor or any of its permitted transferees, the Private Warrants will be redeemable by the Company in all redemption scenarios applicable to the Public Warrants and exercisable by such holders on the same basis as the Public Warrants.

The Company evaluated the Private Warrants under ASC 815-40, in conjunction with the SEC Statement, and concluded that they do not meet the criteria to be classified in stockholders' equity. Specifically, the terms of the warrants provide for potential changes to the settlement amounts depending upon the characteristics of the warrant holder, and, because the holder of a warrant is not an input into the pricing of a fixed-for-fixed option on equity shares, such provision would preclude the warrant from being classified in equity and thus the warrant has been classified as a liability.



The fair value of warrant liabilities was \$996 and \$7,239 as of December 31, 2022 and 2021, respectively. The Company recognized gains of \$6,243 and \$4,379 as a Change in fair value of warrant liabilities in the consolidated statements of operations and comprehensive loss for the years ended December 31, 2022 and 2021, respectively. There were no exercises or redemptions of the Public Warrants or Private Warrants during the years ended December 31, 2022 or 2021. There were no Public Warrants or Private Warrants outstanding during the year ended December 31, 2020.

See Note 5 “Fair Value of Financial Instruments” for further detail.

### 13. INCOME TAXES

The Company had no income tax expense due to federal and state net operating losses incurred for the years ended December 31, 2022, 2021, and 2020. The Company has also not recorded any income tax benefits for its federal and state deferred tax losses incurred in each period due to uncertainty of realizing the benefit from those items. All of the Company’s losses before income taxes were generated in U.S. and non-U.S. jurisdictions for the year ended December 31, 2022 and in the U.S. only for the years ended December 31, 2021 and 2020.

The effective tax rate for the Company for the years ended December 31, 2022, 2021 and 2020 was zero percent. A reconciliation of the income tax expense at the federal statutory tax rate to the Company’s effective income tax rate follows:

|   | Years Ended December 31, |             |             |
|---|--------------------------|-------------|-------------|
|   | 2022                     | 2021        | 2020        |
| Statutory tax rate . . . . .                      | 21.0%                    | 21.0%       | 21.0%       |
| State taxes, net of federal benefit . . . . .     | 4.1                      | 7.0         | 6.7         |
| Federal research and development credit . . . . . | 1.9                      | 2.8         | 3.0         |
| Stock-based compensation . . . . .                | (0.5)                    | 1.6         | (0.7)       |
| Other . . . . .                                   | 0.9                      | 0.6         | (0.1)       |
| Valuation allowance . . . . .                     | (27.4)                   | (33.0)      | (29.9)      |
| Effective tax rate . . . . .                      | <u>0.0%</u>              | <u>0.0%</u> | <u>0.0%</u> |

The Company’s effective tax rate for December 31, 2022, 2021 and 2020 differs from the federal statutory tax rate of 21% mainly due to the effect of deferred state income tax benefits resulting from state net operating loss carryforwards and the tax benefits related to research and development tax credits. These benefits to the effective tax rate are fully offset by the increase in the Company’s valuation allowance from the prior year.

Significant components of the Company’s deferred tax assets (liabilities) are as follows:

|  | As of December 31, |                   |
|--|--------------------|-------------------|
|  | 2022               | 2021              |
| Deferred tax assets                                  |                    |                   |
| Net operating loss carryforwards . . . . .           | \$ 77,008          | \$ 63,819         |
| Tax credit carryforwards . . . . .                   | 13,358             | 10,203            |
| Stock-based compensation . . . . .                   | 7,309              | 6,673             |
| Operating lease liabilities . . . . .                | 4,344              | 2,184             |
| Loss on marketable securities (unrealized) . . . . . | 5,724              | 1,358             |
| Section 174 . . . . .                                | 12,005             | —                 |
| Other . . . . .                                      | 3,925              | 860               |
| Total deferred tax assets . . . . .                  | <u>\$ 123,673</u>  | <u>\$ 85,097</u>  |
| Deferred tax liabilities                             |                    |                   |
| Operating lease right-of-use assets . . . . .        | \$ (4,258)         | \$ (2,093)        |
| Property and equipment . . . . .                     | (381)              | (245)             |
| Other . . . . .                                      | —                  | (15)              |
| Total deferred tax liabilities . . . . .             | <u>\$ (4,639)</u>  | <u>\$ (2,353)</u> |
| Net deferred tax assets . . . . .                    | \$ 119,034         | \$ 82,744         |
| Valuation allowance . . . . .                        | (119,034)          | (82,744)          |
| Net deferred tax assets (liabilities) . . . . .      | <u>\$ —</u>        | <u>\$ —</u>       |

The Company has established a full valuation allowance against its net deferred tax assets due to the uncertainty of the Company's ability to generate sufficient taxable income to realize the deferred tax asset, and therefore has not recognized any benefits from the net operating losses, tax credits and other deferred tax assets. The Company's valuation allowance was \$119,034 and \$82,744 for the years ended December 31, 2022 and 2021, respectively. The Company's valuation allowance increased \$36,290 and \$31,370 for the years ended December 31, 2022 and 2021, respectively.

As of December 31, 2022, the Company had the following tax net operating loss carryforwards available to reduce future federal and Connecticut taxable income, and tax credit carryforwards available to offset future federal and Connecticut income taxes:

|  | <u>Amount</u> | <u>Begin to<br/>Expire In</u> |
|--|---------------|-------------------------------|
| Tax net operating loss carryforwards:      |               |                               |
| Federal (pre-2018 NOLs) .....              | \$ 65,494     | 2033                          |
| Federal (post-2017 NOLs) .....             | 219,600       | No Expiration                 |
| State .....                                | 288,685       | 2033                          |
| Tax carryforwards:                         |               |                               |
| Federal research and development .....     | 10,769        | 2033                          |
| Connecticut research and development ..... | 3,119         | N/A                           |
| Connecticut other credits .....            | 18            | 2023                          |
| Federal contribution carryforward .....    | 30            | 2023                          |
| CA research and development .....          | 140           | N/A                           |

Under Internal Revenue Code Section 382, if a corporation undergoes an "ownership change," the corporation's ability to use its pre-change net operating loss and tax credit carryforwards to offset its post-change income and tax liabilities may be limited. Generally, an ownership change occurs when certain shareholders increase their aggregated ownership by more than 50 percentage points over their lowest ownership percentage in a testing period (typically three years). As a result of the Business Combination, as well as any other equity issuances during the year, the Company evaluated whether an ownership change occurred under Section 382 of the Internal Revenue Code of 1986, as amended, and whether the Company's ability to use its pre-change net operating loss and tax credit carryforwards would be limited in future periods. The Company completed its analysis and no ownership change occurred that would limit the use of any net operating losses or tax credit carryforwards as of December 31, 2022 and 2021.

The Company has adopted the accounting guidance within ASC Topic 740 on uncertainties in income taxes. ASC Topic 740 prescribes a recognition threshold and measurement attribute for the financial statement recognition and measurement of a tax position taken or expected to be taken in a tax return.

As of December 31, 2022 and 2021, the Company did not have any unrecognized tax benefits. To the extent penalties and interest would be assessed on any underpayment of income tax, the Company's policy is that such amounts would be accrued and classified as a component of income tax expense in the consolidated financial statements. To date, the Company has not recorded any such interest or penalties.

The Company files income tax returns in the U.S. Federal and various state and foreign jurisdictions. As a result of the Company's net operating loss carryforwards, the Company's federal and state statutes of limitations generally remain open for all tax years until its net operating loss and tax credit carryforwards are utilized or expire prior to utilization. The Company does not currently have any federal, state or foreign income tax examinations in progress.

On March 27, 2020, the Coronavirus Aid, Relief, and Economic Security Act ("CARES Act") was enacted which included provisions related to net operating loss carryovers and carrybacks, refundable payroll tax credits, deferral of payroll taxes, alternative minimum tax credit refunds, modifications to the net interest deduction limitations, and technical corrections to tax depreciation methods for qualified improvement property. The Company has evaluated the relevant provisions of the CARES Act and has not recognized any benefit related to these provisions. Therefore, no related income tax effects have been recognized in the financial statements for the years ended December 31, 2022 and 2021.

Additionally, as a result of legislation in the state of Connecticut, companies have the opportunity to exchange certain research and development tax credit carryforwards for a cash payment of 65% of the research and development tax credit. The research and development expenses that qualify for Connecticut credits are limited to those costs incurred

within Connecticut. The Company has elected to participate in the exchange program and, as a result, has recognized net benefits of \$206, \$872 and \$182 for the years ended December 31, 2022, 2021 and 2020, respectively, which is included in Research and development in the consolidated statements of operations and comprehensive loss. As of December 31, 2022 and 2021, the Company has recorded \$206 and \$872 of the research and development tax credit receivables in Prepaid expenses and other current assets on the Company's consolidated balance sheets, respectively. The Company has recognized a return to provision amount of \$375 in the fourth quarter of 2022 related to the year ended December 31, 2021, making the receivable amount \$1,247 as of December 31, 2022.

#### **14. RELATED PARTY TRANSACTIONS**

The Company utilizes and subleases office and laboratory space in a building owned by a related party. The Company paid \$322 under month-to-month lease arrangements for this space for the years ended December 31, 2022, 2021 and 2020, respectively.

The Company was a party to an Amended and Restated Technology Services Agreement (the "ARTSA"), most recently amended on November 11, 2020, by and among 4Catalyzer Corporation ("4C"), the Company and other participant companies controlled by the Rothberg family. The Company entered into a First Addendum to the ARTSA on February 17, 2021 pursuant to which the Company agreed to terminate its participation under the ARTSA no later than immediately prior to the Effective Time of the Business Combination, resulting in the termination of the Company's participation under the ARTSA on June 10, 2021. In connection with the termination of the Company's participation under the ARTSA, the Company terminated its lease agreement with 4C and negotiated an arm's length lease agreement. Under the ARTSA, the Company and the other participant companies had agreed to share certain non-core technologies, which means any technologies, information or equipment owned or otherwise controlled by the participant company that are not specifically related to the core business area of the participant and subject to certain restrictions on use. The ARTSA also provided for 4C to perform certain services for the Company and each other participant company such as monthly administrative, management and technical consulting services to the Company which were pre-funded approximately once per quarter. The Company incurred expenses of \$567, \$2,009 and \$1,516, which included \$167, \$148 and \$155 under month-to-month sublease arrangements for office and laboratory spaces from 4C, during the years ended December 31, 2022, 2021 and 2020, respectively. The amounts advanced and due to 4C at December 31, 2022 and 2021 related to operating expenses were \$70, which is included in Accrued expenses and other current liabilities and \$128, which is included in Accounts payable on the consolidated balance sheets, respectively. The amounts advanced and due from 4C at December 31, 2022 and 2021, related to operating expenses were \$37 and \$0, respectively, and are included in Prepaid expenses and other current assets on the consolidated balance sheets.

The ARTSA also provided for the participant companies to provide other services to each other. The Company also had transactions with other entities under common ownership, which included payments made to third parties on behalf of the Company. The amounts remaining payable at December 31, 2022 and 2021 were \$0 and \$17 and are included in Accounts payable on the consolidated balance sheets, respectively. In addition, the Company had transactions with these other entities under common ownership which included payments made by the Company to third parties on behalf of the other entities. The amounts remaining payable at December 31, 2022 and 2021 were in the aggregate \$0 and \$15, respectively, and are reflected in Prepaid expenses and other current assets on the consolidated balance sheets.

On September 20, 2021, the Company entered into a Binders Collaboration (the "Collaboration") with Protein Evolution, Inc. ("PEI") to develop technology and methods in the field of nanobodies and potentially other binders to produce novel biological reagents and related data. The Collaboration was made pursuant to and governed by the Technology and Services Exchange Agreement, effective as of June 10, 2021, by and among the Company and the participants named therein, including PEI. Dr. Rothberg serves as Chairman of the Board of Directors of PEI and the Rothberg family are controlling stockholders of PEI. Effective March 31, 2022, the Collaboration with PEI was terminated, and the Company agreed to pay a final payment of \$1,135 under the Collaboration for all services rendered. The Company did not make any payments under the Collaboration for the year ended December 31, 2021. There was no amount payable at December 31, 2022 or 2021.

Effective October 1, 2022, the Company entered into a Protein Engineering Collaboration (the "New Collaboration") with PEI to develop technology and methods in the field of nanobodies and potentially other binders to produce novel biological reagents and related data. The New Collaboration was made pursuant to and governed by the Technology and Services Exchange Agreement, effective as of June 10, 2021, by and among the Company and the participants

named therein, including PEI. Dr. Rothberg serves as Chairman of the Board of Directors of PEI and the Rothberg family are controlling stockholders of PEI. The amounts advanced and due from PEI at December 31, 2022 related to operating expenses were \$45 and are included in Prepaid expenses and other current assets on the consolidated balance sheets.

Dr. Rothberg and the Company entered into an Executive Chairman Agreement as of June 10, 2021 (the “Executive Chairman Agreement”) in which Dr. Rothberg provided consulting services to the Company for \$400 annually. Effective as of November 1, 2022, the Executive Chairman Agreement was terminated.

Effective November 1, 2022, the Company entered into an Advisory Agreement with Dr. Rothberg (the “Advisory Agreement”), pursuant to which Dr. Rothberg serves as Chairman of the Board and advises the Chief Executive Officer and the Board on strategic matters, and provides consulting, business development and similar services on matters relating to our current, future and potential scientific and strategic initiatives and such other consulting services reasonably requested from time to time. Pursuant to the Advisory Agreement, as compensation for the services provided thereunder, in March 2023, the Company will grant Dr. Rothberg an option to purchase 250,000 shares of Class A common stock pursuant to the 2021 Plan. In connection with the Advisory Agreement, Dr. Rothberg’s title was changed from Executive Chairman to Chairman of the Board.

Dr. Rothberg also receives fees as the Company’s Chairman of the Board of Directors and a member of the Board and Nominating and Corporate Governance Committee. The Company paid \$397 and \$139 to Dr. Rothberg for the years ended December 31, 2022 and 2021, respectively, for all services provided to the Company. Dr. Rothberg did not receive any additional compensation for serving as the Company’s Interim Chief Executive Officer in 2022.

## **15. COMMITMENTS AND CONTINGENCIES**

### ***Commitments***

#### *Licenses related to certain intellectual property:*

The Company licenses certain intellectual property, some of which may be utilized in its future product offering. To preserve the right to use such intellectual property, the Company is required to make annual minimum fixed payments totaling \$190. Once the Company commercializes its product and begins to generate revenues, there will be royalties payable by the Company based on the current anticipated utilization.

#### *Other commitments:*

The Company sponsors a 401(k) defined contribution plan covering all eligible U.S. employees. Contributions to the 401(k) plan are discretionary. The Company did not make any matching contributions to the 401(k) plan for the years ended December 31, 2022, 2021 and 2020.

### ***Contingencies***

The Company is subject to claims in the ordinary course of business; however, the Company is not currently a party to any pending or threatened litigation, the outcome of which would be expected to have a material adverse effect on its financial condition, results of operations, or cash flows. The Company accrues contingent liabilities to the extent that the liability is probable and estimable.

The Company enters into agreements that contain indemnification provisions with other parties in the ordinary course of business, including business partners, investors, contractors, and the Company’s officers, directors and certain employees. The Company has agreed to indemnify and defend the indemnified party claims and related losses suffered or incurred by the indemnified party from actual or threatened third-party claims because of the Company’s activities or non-compliance with certain representations and warranties made by the Company. It is not possible to determine the maximum potential loss under these indemnification provisions due to the Company’s limited history of prior indemnification claims and the unique facts and circumstances involved in any particular case. To date, losses recorded in the Company’s consolidated statements of operations and comprehensive loss in connection with the indemnification provisions have not been material.

## **16. SUBSEQUENT EVENTS**

On January 30, 2023, the Company committed to an organizational restructuring designed to decrease its costs and create a more streamlined organization to support its business. As a result, the Company is terminating approximately 12% of its workforce, effective in the first quarter of 2023. In connection with the restructuring, the Company

currently estimates it will incur up to \$1,000 of costs, consisting primarily of cash severance costs and other severance benefits. The Company expects to substantially complete the restructuring in the first quarter of 2023. The estimates of costs and expenses that the Company expects to incur in connection with the restructuring are subject to a number of assumptions and actual results may differ materially. The Company may also incur additional costs not currently contemplated due to events that may occur as a result of, or that are associated with, the restructuring.

*Delaware Section 205 Petition:*

On June 9, 2021, HighCape held a special meeting of stockholders (the “Special Meeting”) to approve certain matters relating to the Business Combination. Among these matters was a proposal to amend HighCape’s then effective Amended and Restated Certificate of Incorporation, to, among other things, (i) increase the total number of authorized shares of Class A common stock from 380,000,000 shares to 600,000,000 shares and (ii) opt out of the separate class voting requirements of Section 242(b)(2) of the Delaware General Corporation Law (the “DGCL”), providing that future increases or decreases to the authorized shares of the Company would not require a separate vote of the applicable class (collectively, the “Charter Amendments”). The Charter Amendments were approved by a majority of the shares of the Company’s Class A common stock and Class B common stock that were outstanding as of the record date for the Special Meeting, voting together as a single class. At the Special Meeting, the stockholders also voted to approve the Business Combination and, on that same date, the Company filed its Second Amended and Restated Certificate of Incorporation with the Office of the Secretary of State of the State of Delaware.

A recent ruling by the Court of Chancery in December 2022 introduced uncertainty as to whether Section 242(b)(2) of the DGCL would have required the Charter Amendments to be approved by a separate vote of the majority of the Company’s then-outstanding shares of Class A common stock, voting as a single class.

The Company had been proceeding with the understanding that the Charter Amendments and Second Amended and Restated Certificate of Incorporation are valid. To resolve potential uncertainty with respect to the Company’s capital structure, and consistent with the approach taken by other similarly situated companies, on February 28, 2023, the Company filed a petition (the “Petition”) in the Court of Chancery pursuant to Section 205 of the DGCL seeking an order: (i) validating the Charter Amendments and the effectiveness of its Second Amended and Restated Certificate of Incorporation implementing the Charter Amendments, retroactive to the date of its original filing, and all amendments effected thereby, and (ii) validating and declaring effective any securities issued in reliance on the validity of the Second Amended and Restated Certificate of Incorporation, effective as of the original date of issuance of such securities. Section 205 of the DGCL permits the Court of Chancery, in its discretion, to ratify and validate potentially defective corporate acts after considering a variety of factors.

On March 14, 2023, the Court of Chancery approved the Company’s request for relief and entered an order under Section 205 of the DGCL (i) declaring the Company’s Second Amended and Restated Certificate of Incorporation, including the filing and effectiveness thereof, as validated and effective retroactive to the date of its filing with the Office of the Secretary of State of the State of Delaware on June 10, 2021, and all amendments effected thereby and (ii) ordering that the Company’s securities (and the issuance of the securities) described in the Petition and any other securities issued in reliance on the validity of the Second Amended and Restated Certificate of Incorporation are validated and declared effective, each as of the original issuance dates.

